

NORDIC CRESTLINER

1985



Quality, backed by the best warranty in the business.

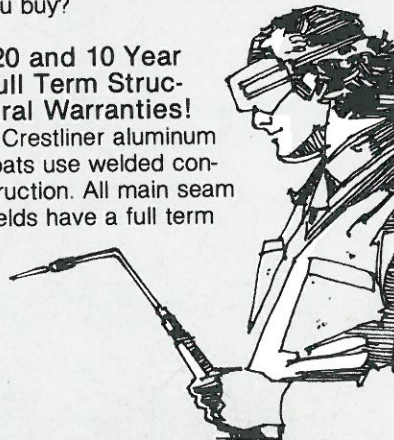
Simple words and cute phrases don't back our boats . . . the best warranties in the business do.

Before you buy a boat, check the warranty beyond the words. All boat companies claim to be serious about quality, and just about everyone claims to be "number one". The true test of quality, however, is not claims made by cute words and phrases, but how well you build and back your product. We feel at Nordic Crestliner that if you really are serious about quality and truly believe your product is structurally number one, then you should back it with the best warranty in the business.

We encourage you to find out - are words or warranties backing the boat you buy?

•20 and 10 Year Full Term Structural Warranties!

Crestliner aluminum boats use welded construction. All main seam welds have a full term



**10/20
YEAR
STRUCTURAL
WARRANTY**

20 Year Warranty, and all interior structural welds carry a full term 10 Year Warranty.

Full term means a non-depreciating warranty. Ask your Crestliner dealer for full details. *No riveted boat warranty even comes close.*

•2 Year Full Term Paint Warranty!

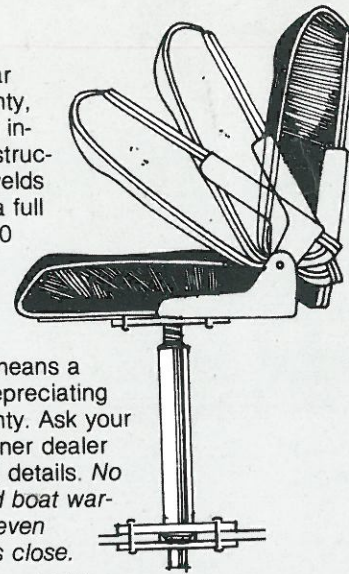
Crestliner aluminum boats are painted with an expensive acrylic enamel paint that is baked hard for lasting beauty, durability and resale value. We warranty this finish for 2 full years against peeling or blistering. *Some companies don't even warranty their paint finishes.*



100% Hand Lay-Up for Consistency

•3 Year Full Term Fiberglass Warranty!

All fiberglass boats are hand layup to some extent. Very few are 100% hand layup. 100% hand layup assures consistent control of laminate thickness and a higher percentage of glass for increased structural strength. All Crestliner fiberglass boats are 100% hand layup and




are backed with a full term 3 year warranty. Compare our warranty and you will agree, 100% hand layup means built-in quality.

•Quality by Design - Attention to Detail!

Crestliner's own "safety hinge*" is designed so that no dangerous pinch points are created when the seat back is positioned. The positive stop hinge cannot get out of alignment and has a stainless steel hinge bolt for added safety and strength. Crestliner uses aluminum backup plates on both sides of the wooden seat bottom. Factory installed seats are secured by placing aluminum plates under the 3/4" thick floors. Competition generally mounts directly to the wood and uses only 1/2" thick floors.

Compare, ask questions and see for yourself. When you buy Crestliner, you buy built-in quality that is backed by the best warranties in the business.



*Patent applied for

ALUMINUM

NEW

Norseman 24 Day Cruiser

The all new 24 foot Norseman is the queen of the Crestliner aluminum fleet. The Norseman features a spacious cabin area with sink, stove, ice box, head compartment, sleeping area, and plenty of windows and ventilation.

The Norseman offers big boat accommodations and comfort with the beauty and lightweight durability of Crestliner's welded aluminum construction. It's ideal for cruising, camping, or fishing and is easy to trailer.

SPECIFICATIONS:

Length - 23'7" (7.2m)
Max. Beam - 8' (244cm)
Weight - O/B 2230# (1009kg)
Weight - I/B 3100# (1403kg)
Wt. Cap. - O/B 2500# (1134kg)
Wt. Cap. - I/B 2300# (1043kg)
Fuel Cap. - 52 gals. (196L)
Bottom Gauge - .100
Max. I/O H.P. - 230
Max. O/B H.P. - 205
Max. Sea Drive - 2.6L



ALUMINUM

Nordic 22 Day Cruiser

The Nordic 22 Day Cruiser offers the performance of a run-about with the protection of a cuddy cabin. Optional bunk filler cushions, head, and a camper top make this boat ideal for all-day, big-water expeditions.

Nordic 22 Great Lakes

For the serious fisherman, the optional Great Lakes Package features vinyl flooring, rod holders, tackle trays, and much more to make this an excellent big-water fishing machine.

SPECIFICATIONS:

Length - 21'8" (6.6m)
Max. Beam - 92" (234cm)
Weight - O/B 1670# (757kg)
Weight - I/B 2670# (1211kg)
Wt. Cap. - 1800# (814kg)
Fuel Cap. - 34 gals. (129L)
Bottom Gauge - .100
Max. I/O H.P. - 205
Max. O/B H.P. - 205
Max. Sea Drive - 2.6L



Nordic 22 D.C. I/O

Nordic 22 Great Lakes O/B

ALUMINUM

Nordic 22 Nordic 19

Deep, wide, roomy cockpits are the main features of these highly-styled, aluminum runabouts. Both models are available with I/O or O/B, open or closed bow, and the popular FISH/SKI bow conversion* (see page 6).

SPECIFICATIONS:

NORDIC 22

Length - 21'8" (6.6m)
Max. Beam - 92" (234cm)
Weight -
Closed Bow O/B 1670# (757kg)
Open Bow O/B 1540# (697kg)
Closed Bow I/O 2700# (1225kg)
Open Bow I/O 2540# (1152kg)
Wt. Cap. - O/B 1500# (1134kg)
Wt. Cap. - I/O 2300# (1043kg)
Fuel Cap. - 34 gals. (128L)
Bottom Gauge - .100
Max. I/O H.P. - 205
Max. O/B H.P. - 205
Max. Sea Drive - 2.6L

NORDIC 19

Length - 19' (5.8m)
Max. Beam - 88" (224cm)
Weight -
Open Bow O/B 1380# (626kg)
Closed Bow O/B 1350# (612kg)
Open Bow I/O 2100# (952kg)
Closed Bow I/O 2015# (914kg)
Wt. Cap. - O/B 1925# (873kg)
Wt. Cap. - I/O 1750# (794kg)
Fuel Cap. - 31 gals. (117L)
Bottom Gauge - .100
Max. I/O H.P. - 200
Max. O/B H.P. - 150
Max. Sea Drive - 1.6L

Nordic 19 O/B

Nordic 22 I/O

ALUMINUM

Nordic 18

The Nordic 18 series is the backbone of the Crestliner aluminum line. Deep, wide, and stable, the Nordic 18 is a proven high-performance boat in both smooth and rough water. Available in open or closed bow, outboard or I/O, the Nordic 18 can be outfitted to suit almost any boating need. Other features available include short windshield side wings, FISH/SKI bow conversion* (see page 6), deluxe swivel seats, and underfloor fuel tanks for top performance.

The Nordic 18 is an excellent all-around boat for cruising and fishing. And its quick-planing ability makes it an excellent ski boat.

SPECIFICATIONS:

Length - 18' (5.5m)
Max. Beam - 82" (208cm)
Weight - O/B 1225# (556kg)
Weight - I/O 2095# (948kg)
Wt. Cap. - O/B 1625# (737kg)
Wt. Cap. - I/B 1550# (703kg)
Fuel Cap. - 22 gals. (83L)
Bottom Gauge - .100
Max. I/O H.P. - 170
Max. O/B H.P. - 140
Max. Sea Drive - 1.6L



Nordic 18 O/B

Nordic 18 I/O

ALUMINUM


NEW

V 170/175 Phantom

It takes a sharp eye to discover the Phantom really is an aluminum runabout. The "Deep V" running surface, curved windshield, built-in stern seats, and sleek, low-profile design, coupled with Crestliner's baked acrylic paint and nearly rivet-free welded construction make the Phantom a truly unique boat. An excellent high-performance ski package, runabout, or FISH/SKI all-purpose boat with the bow conversion option (see page 6).

SPECIFICATIONS:

Length - 17'3" (5.3m)
Max. Beam - 77" (196cm)
Weight - O/B 1050# (475kg)
Weight - I/B 2010# (910kg)
Wt. Cap. - O/B 1525# (690kg)
Wt. Cap. - I/B 1350# (611kg)
Fuel Cap. - 22 gals. (83L)
Bottom Gauge - .100
Max. I/O H.P. - 170
Max. O/B H.P. - 120



5



V 175 Phantom I/O



V 170 Phantom O/B

ALUMINUM

Northstar 16

A redesigned side coaming treatment, a new smaller splash pan, and higher hull sides add up to a more functional 16' runabout with more cockpit depth and length. The Northstar 16 is available with the popular FISH/SKI bow conversion*, short windshield side wings, and an optional 18-gallon underfloor gas tank.

SPECIFICATIONS:

Length - 16'2" (4.9m)
Max. Beam - 76" (193cm)
Weight - 800# (363kg)
Max. Wt. Cap. - 1375# (624kg)
Max. H.P. - 90
Fuel Cap. - Opt. 18 gals. (68L)
Bottom Gauge - .080



6

*Patent applied for.



ALUMINUM

Nordic Sportfish Series

The Sportfish series sets the standard for deluxe aluminum fishing machines. Design features include custom upholstered seats (with optional armrests), bow platform, rod storage, optional livewell and short windshield side wings. Combine these features with Crestliner's welded construction, baked-on paint, and best warranty in the industry and you have the ultimate the industry has to offer the serious fisherman.

SPECIFICATIONS

	NORTHSTAR 16 SPORTFISH	NORDIC 18 SPORTFISH
Length	16'4" (5.0m)	18' (5.5m)
Max. Beam	77" (196cm)	82" (208cm)
Weight O/B	800# (363kg)	1225# (522kg)
Weight I/O		1850# (839kg)
Wt. Cap. O/B	1375# (624kg)	1625# (737kg)
Wt. Cap. I/O		1550# (703kg)
Max. I/O H.P.		170
Max. O/B H.P.	90	140
Sea Drive		1.6L
Fuel Capacity	18 gal. (opt.)	22 gal. (83L)
Bottom Gauge	.080	.100

	NORDIC 19 SPORTFISH	NORDIC 22 SPORTFISH
Length	19' (5.8m)	21'8" (6.6m)
Max. Beam	88" (224cm)	7'8" (234cm)
Weight O/B	1380# (626kg)	1690# (765kg)
Weight I/O	2100# (952kg)	2790# (1262kg)
Wt. Cap. O/B	1925# (873kg)	2300# (1043kg)
Wt. Cap. I/O	1750# (794kg)	2300# (1043kg)
Max. I/O H.P.	205	205
Max. O/B H.P.	150	205
Sea Drive	1.6L	2.6L
Fuel Capacity	31 gal. (117L)	34 gal. (129L)
Bottom Gauge	.100	.100



Nordic 18 S.F.



Nordic 22 S.F.

Northstar 16 S.F.

Nordic 19 S.F.

ALUMINUM

NEW

Phantom Eagle

Specialty fishing boats with features to satisfy the serious tournament pro or the weekend fisherman. The all new Phantom Eagle is built on the unique deep "V", welded-aluminum Phantom hull with tournament pro features and performance normally found only in fiberglass bass boat designs. The highly-styled Phantom Eagle has two large livewells, rod storage, and an optional 22-gal. underfloor fuel tank.

SPECIFICATIONS:


Length - 17'3" (5.3m)
Max. Beam - 77" (196cm)
Weight - 1200# (543kg)
Wt. Cap. - 1525# (690kg)
Max. H.P. - 120
Fuel Cap. - Opt. 22 gals. (83L)
Bottom Gauge - .100

Explorer 16

The Explorer features livewell, rod storage, optional console steering and optional 18-gal. underfloor fuel tank.

SPECIFICATIONS:

Length - 16'4" (5.0m)
Max. Beam - 77" (196cm)
Weight - 800# (363kg)
Wt. Cap. - 1325# (602kg)
Max. H.P. - 50 Tiller/90 Console
Fuel Cap. - Opt. 18 gals. (68L)
Bottom Gauge - .080



Phantom Eagle

Explorer

ALUMINUM

Fish Hawk Super Hawk

Call them pike boats, bass boats, or just plain fishing boats. Whatever name you prefer, we are sure you will agree that versatile, durable, functional and classy styling also describe the very popular Hawk series. Features include a casting platform, livewell, rod storage. Console steering, 12-gallon underfloor fuel tank, and stern battery/fuel tank compartment are optional.

SPECIFICATIONS:

FISH HAWK 16
Length - 16'3" (5.0m)
Max. Depth - 34" (86cm)
Max. Beam - 68" (173cm)
Weight - 595# (269kg)
Wt. Cap. - 1250# (567kg)
Max. H.P. - 50
Fuel Cap. - Opt. 12 gals. (45L)
Bottom Gauge - .072

SUPER HAWK 16
Length - 16'3" (5.0m)
Max. Depth - 38" (97cm)
Max. Beam - 77" (196cm)
Weight - 625# (283kg)
Wt. Cap. - 1260# (571kg)
Max. H.P. - 50 Tiller, 60 Console
Fuel Cap. - Opt. 12 gals. (45L)
Bottom Gauge - .080



Fish Hawk



Super Hawk

ALUMINUM

NEW

Muskie Pro Series

An excellent value in flat floor, open fishing boats with loads of standard and optional features to fit every fishing need.

SPECIFICATIONS:

	14	16	16XL	18
Length	14'1"	16'3"	16'3"	18'
Max. Beam	68"	68"	75"	77"
Depth	34"	34"	38"	38"
Weight	390#	490#	600#	675#
Wt. Cap. 15"	770#			
Wt. Cap. 20"	925#	1250#	1260#	1260#
Max. H.P. Tiller	35	50	50	50
Max. H.P. Console	35	50	60	60
Transom 15"	15"			
Transom 20"	20"	20"	20"	20"
Bottom Gauge	064	072	080	080

FEATURES

	14	16	16XL	18
Aerator			O	O
Non-Aerated Livewell			S	S
Bilge Pump	O	O	O	O
Bow Storage	S	S	S	S
Console				
Steering	O	O	O	O
Fishing Chair	S-2	S-2	S-2	S-2
Fuel/Battery				
Cmpt. 20" only	O	O	O	O
Mooring Cover	O	O	O	O
Nav. Lights	O	O	O	O
Rod Compartment		O	S	S-2
Rod Holders	S	S	S	O
Rope Grippers	S	S	S	S
Stern Handles	S	S	S	S
Stern Pan	O	S	S	S
Tournament Livewell	O	O	O	O
Trim/Trolling Mtr. Outlet	O	O	O	O
Trolling Plug-In	O	O	O	O
Windshield Sliding	O	O	O	O

S - Standard O - Optional





ALUMINUM

FLAT FLOOR SERIES

Commodore 14 Commander 16 Commander II

Flat-floor comfort and bench seating make these popular fishing machines very practical, economical, and functional. Vinyl-covered floors are 3/4" thick. Many standard and optional features assist you in packaging out the boat to fit your needs.

Commodore 14

Commander 16

Commander II

SPECIFICATIONS:

	Commodore 14	Commander 16	Commander II
Length	14'1"	16'3"	16'3"
Max Beam	68"	68"	77"
Depth	34"	34"	38"
Weight	310#	360#	470#
Wt. Cap. 15"	790	1100	
Wt. Cap. 20"	980	1250	1300
Max. H.P.	35	45	50
Transom	15"	15"	
Transom	20"	20"	20"
Bottom Gauge	.064	.072	.080

FEATURES

Aerated Livewell	O	O	O
Bench Seats	S	S	S
Bow Storage	O	O	S
Console Steering	O	O	O
Crest Seat	O	O	O
Fishing Chair	O	O	O
Flat Floor-Ctr.	O	O	S
Flat Floor-Bow	O	O	S
Mooring Cover	O	O	O
Nav. Lights	O	O	O
Rope Grippers	S	S	S
Side Storage Box	O	O	O
Split Seats	O	O	S
Stern Handles	S	S	S
Stern Pan	O	S	S

S - Standard O - Optional

ALUMINUM

Sportsman 12
 Super Seaman 14
 Commodore 14
 Commander 16
 Voyager 18

Crestliner aluminum fishing boats are made with the same welded main seams and baked acrylic paint as the more expensive runabouts. They also have the same 20-year welded-seam warranty and two-year paint finish warranty against peeling or blistering. Rugged construction, beautifully finished in five different color selections, you will be proud to own a Crestliner fishing boat.



COMMODORE


VOYAGER

COMMANDER

SUPER SEAMAN

	SPORTSMAN	SUPER SEAMAN	COMMODORE	COMMANDER	VOYAGER
Length	12'1"	14'	14'1"	16'3"	18'
Max. Beam	52"	58"	68"	68"	77"
Depth	23"	23"	34"	34"	38"
Weight	110#	190#	240#	285#	375#
Wt. Cap. 15"	500	670	790	1100	1025
Wt. Cap. 20"			980	1250	1325
Max. H.P.	15	20	35	45	60
Bottom Gg.	.058	.058	.064	.072	.080
Transom	15"	15"	15"	15"	15"
Transom			20"	20"	20"

	SPORTSMAN	SUPER SEAMAN	COMMODORE	COMMANDER	VOYAGER
Anti-Skid Floor	S	S	S	S	S
Console Steering		O	O	O	O
Crest Seat	O	O	O	O	O
Flat Floor-Bow			O	O	O
Flat Floor-Ctr.			O	O	O
Mooring Cover	O	O	O	O	O
Navigational Lights	O	O	O	O	O
Rope Grippers	O	O	O	O	O
Stern Handles	S	S	S	S	S
Stern Pan			O	S	S



FIBERGLASS

Crusader 2105 Walk Around Cuddy

The Crusader 2105 Walk Around Cuddy is designed for the big-water fisherman, particularly the salmon enthusiast. Main features include a full fiberglass cockpit liner with tanks and side storage, a comfortable cuddy with v-berth cushions, optional head, and full command instrumentation. Many more standard and optional features are provided to make this an excellent fishing machine. Like all Nordic Crestliner fiberglass boats, only 100% hand layup construction is used. The hull and deck are covered by a 3-year structural warranty — the best in the industry.

SPECIFICATIONS:

Length - 22'4" (6.8m)
Max. Beam - 8' (244cm)
Weight - 3200# (1451kg)
Wt. Cap. - 1525# (692kg)
Fuel Cap. - 56 gals. (212L)
Max. I/O H.P. - 260

FIBERGLASS

Crusader 2105 Runabout

The Crusader 2105 Runabout offers all the performance and style of a "Deep V" runabout with the added comfort of a roomy cuddy with v-berth and optional marine head capability. The stern configuration is available in either the stylish, single-piece molded fiberglass engine cover/stern seat combination (as pictured), or in a conventional engine cover with removable side-stern seats that can be raised to convert into an aft sunlounge.

SPECIFICATIONS:

Length - 20'6" (6.2m)
Max. Beam - 8' (244cm)
Weight - 3350# (1519kg)
Wt. Cap. - 1525# (692kg)
Fuel Cap. - 56 gals. (212L)
Max. I/O H.P. - 260






FIBERGLASS

Crusader 205 Cuddy

The Crusader 205 Cuddy offers big-boat cruiser ride and features Crestliner's popular 20' deep "V" Crusader hull. Luxury, style and performance are all part of the Crusader 205 Cuddy package. Main features include the v-berth cuddy (with optional marine head), command instrumentation, aft lounge with removable stern seats, sliding smoked deck hatch, and optional camper top.

- SPECIFICATIONS:**
Length - 20'2" (6.1m)
Max. Beam - 7'7" (231cm)
Weight - 2975# (1350kg)
Wt. Cap. - 1525# (692kg)
Fuel Cap. - 56 gals. (212L)
Max. I/O H.P. - 260



FIBERGLASS

Crusader 205 & 775 Rampage

High performance in luxury and comfort. Definitely for spirited boating enthusiasts, the Crusader 205 and Crusader 775 Rampages are proven partners in Crestliner's Crusader family.

The Crusader 205 features a carpeted front compartment that is lighted and ventilated, deluxe bucket seats, aft sunlounge and rear bench seats. The Crusader 775 features deluxe bucket seats, aft sunlounge, rear bench seats, and command instrumentation. Both models have many deluxe standard features and can be customized with numerous options.

SPECIFICATIONS:
CRUSADER 205 RAMPAGE
Length - 20'2" (6.1m)
Max. Beam - 7'7" (231cm)
Weight - 2925# (1326kg)
Wt. Cap. - 1525# (692kg)
Fuel Cap. - 41 gals. (153L)
Max. I/O H.P. - 260

CRUSADER 775 RAMPAGE
Length - 17'3" (5.3m)
Max. Beam - 7'2" (218cm)
Weight - 2405# (1088kg)
Wt. Cap. - 1085# (492kg)
Fuel Cap. - 31 gals. (117L)
Max. I/O H.P. - 205



Crusader 205 Rampage



Crusader 775 Rampage

FIBERGLASS

NEW

Crusader 205 Open Bow

The Crusader 205 Open Bow is all new for 1985. It is an exciting addition to the already popular high-performance Crusader family. Main features include the roomy bow seating area with storage compartments, command instrumentation, sunlounge seats, removable stern seats that can be positioned to form an aft sunlounge, and the FISH/SKI bow conversion* (see page 6).

Built on the same hull as the high-performance Crusader 205 Rampage, with its highly styled interior, many color options, an industry leading 3-year hull and deck structural warranty, the Crusader 205 Open Bow gives you all you need for long-lasting family boating pleasure.

SPECIFICATIONS:

Length - 20'2" (6.1m)
Max. Beam - 7'7" (231cm)
Weight - 3000# (1357kg)
Wt. Cap. - 1525# (690kg)
Fuel Cap. - 31 gals. (153L)
Max. I/O H.P. - 260



FIBERGLASS

Crusader 205 & 775 Rampage

High performance in luxury and comfort. Definitely for spirited boating enthusiasts, the Crusader 205 and Crusader 775 Rampages are proven partners in Crestliner's Crusader family.

The Crusader 205 features a carpeted front compartment that is lighted and ventilated, deluxe bucket seats, aft sunlounge and rear bench seats. The Crusader 775 features deluxe bucket seats, aft sunlounge, rear bench seats, and command instrumentation. Both models have many deluxe standard features and can be customized with numerous options.

SPECIFICATIONS:
CRUSADER 205 RAMPAGE
Length - 20'2" (6.1m)
Max. Beam - 7'7" (231cm)
Weight - 2925# (1326kg)
Wt. Cap. - 1525# (692kg)
Fuel Cap. - 41 gals. (153L)
Max. I/O H.P. - 260

CRUSADER 775 RAMPAGE
Length - 17'3" (5.3m)
Max. Beam - 7'2" (218cm)
Weight - 2405# (1088kg)
Wt. Cap. - 1085# (492kg)
Fuel Cap. - 31 gals. (117L)
Max. I/O H.P. - 205



Crusader 205 Rampage



Crusader 775 Rampage

FIBERGLASS

Crusader 180/185 & 160/165

The Crusader 16' and 18' are available in both outboard and I/O models that feature sleek styling and Crusader performance. The Crusader 160 features a wide 82" beam that allows adult-sized stern seats, sunlounge seats, and an optional 18-gallon underfloor fuel tank. The Crusader 165 features a stylish full width fiberglass stern seat/engine box unit. The Crusader 180/185 is a deep, wide runabout featuring roomy bow cockpit seating areas, and is available with the popular FISH/SKI bow conversion* (see page 6).

SPECIFICATIONS:

CRUSADER 180/185

Length - 18' (5.5m)
Max. Beam - 7'2" (218cm)
Weight - C180 1560# (708kg)
Weight - C185 2665# (1206kg)
Wt. Cap. - C180 1600# (726kg)
Wt. Cap. - C185 1555# (705kg)
Fuel Cap. - 41 gals. (155L)
Max. I/O H.P. - 260
Max. O/B H.P. - 150

CRUSADER 160/165

Length - 16' (4.9m)
Max. Beam - 7'2" (218cm)
Weight - C160 850# (385kg)
Weight - C165 1630# (738kg)
Wt. Cap. - C160 1375# (622kg)
Wt. Cap. - C165 1350# (611kg)
Fuel Cap. - 18 gals. (68L)
(opt. on C160)
Max. I/O H.P. - 140
Max. O/B H.P. - 120



Crusader 160

Crusader 185



Crusader 180



Crusader 165

FIBERGLASS

Crusader 160 & 180 Angler

Smooth big-water performance of deep "V" fiberglass hull design with interiors designed for the serious fisherman. Both the Crusader 160 and Crusader 180 Anglers have gained wide acceptance as excellent guide boats. The Crusader 160 is available with tiller steering or optional console steering. Features include rod lockers, livewell, and optional 18-gallon fuel tank.

The Crusader 180 is built for big-water fishing with its deep, wide cockpit and full walk-through windshield. The Crusader 180 features a 31-gal. fuel tank, rod storage, livewell, and large dashes for mounting electronic gear.

SPECIFICATIONS:
CRUSADER 160 ANGLER
Length - 16' (4.9m)
Max. Beam - 78" (198cm)
Weight - 760# (345kg)
Wt. Cap. - 1125# (510kg)
Max. H.P. - 55, 80w/console
Fuel Cap. - Opt. 18 gals. (68L)

CRUSADER 180 ANGLER
Length - 18' (5.5m)
Max. Beam - 89" (220cm)
Weight - 1480# (640kg)
Wt. Cap. - 1525# (692kg)
Max. H.P. - 150
Fuel Cap. - 31 gals. (117L)

Crusader 160 Angler

Crusader 180 Angler



FIBERGLASS

Muskie 550 Apollo 660 Crusader 770

Family-sized fiberglass runabouts for varied boating needs. The Muskie 550 features a stable tri-hull design with open bow.

The Apollo 660's open bow and deep semi-"V" hull make it an excellent ski boat.

The Crusader 770 closed bow is on the fast track with its deep "V" hull and sleek design.

SPECIFICATIONS:

MUSKIE 550
Length - 15'2" (4.6m)
Max. Beam - 72" (183cm)
Weight - 875# (397kg)
Wt. Cap. - 1190# (540kg)
Max. H.P. - 75
Fuel Cap. - Opt. 18 gals. (68L)

APOLLO 660
Length - 16'4" (5.0m)
Max. Beam - 83" (211cm)
Weight - 1050# (476kg)
Wt. Cap. - 1450# (658kg)
Max. H.P. - 120
Fuel Cap. - Opt. 18 gals. (68L)


CRUSADER 770
Length - 17'4" (5.3m)
Max. Beam - 86" (218cm)
Weight - 1250# (568kg)
Wt. Cap. - 1580# (718kg)
Max. H.P. - 140
Fuel Cap. - 31 gals. (117L)



Muskie 550

Apollo 660

Crusader 770



Sun Top



Full Top



Camper Top



Boarding Ladder



Teak 1/2 Swim Platform



Teak Full Swim Platform



Command Instrumentation



Sea Drive



Promotions



Welded Construction



Baked-On Enamel Paint



100% Hand Lay-Up Fiberglass

NORDIC CRESTLINER

All prices and specifications subject to change. Nordic Crestliner Boat Company reserves the right to discontinue models or change prices, specifications, materials, equipment, color or design at any time without notice and without incurring obligations. Some models are shown with optional features.

Nordic Crestliner boats meet specifications and standards established by the U.S. Coast Guard and the associations listed below. Nordic Crestliner Boat Company is an active member of the National Marine Manufacturers Association and Boating Industry Association.

Nordic Crestliner Boat Company
609 13th Avenue N.E.
Little Falls, MN 56345
(612) 632-6686

Nordican Boat Company, Inc.
130 W. Gore St.
Thunder Bay, Ontario
P7E 3V9
(807) 475-4244



Sold and Serviced By:

