



CRESTLINER

1 9 9 2

THE INNOVATIONS JUST KEEP ON COMING



See what's new for the year 2000 in our innovations for 1992.



Conversion stern option on Phantoms.



Crestliner's ongoing commitment to product innovation continues for 1992.



Unique SST II (Space Save Transom) is standard on many models.



UniWeld aluminum construction.

The first time you board a Crestliner, you'll know you're in a boat that's filled with innovation. A boat that's years ahead of what other boats will be. You'll first notice it in the sleek, flowing lines that belie a strength-to-weight ratio nearly twice that of fiberglass. You'll see it, too, in the way every feature has been laid out for form as well as function.

Settle into your Crestliner. Take the controls and head out over the water. You'll feel the stability of the rivet-free, Tru-V hull design that responds to the roughest waves with a smooth-as-silk ride. You'll immediately sense you're in a boat like no other. That feeling is true.

Over the past 5 years, Crestliner has introduced and patented more innovations than any other boat manufacturer. In fact, innovation comes standard on every boat we make. Innovations set a Crestliner apart from anything else on the water. Innovations give you confidence knowing the time you'll spend in your Crestliner will be as good as it gets.

Our 10/20 year warranty continues to be the industry's strongest. Our patented Bow Conversion® is still the fastest, most functional way to turn a runabout floor plan into a fishing machine. Our Pocket mini-outboard transom is a design breakthrough. It lets you add a kicker outboard without an add-on bracket and gives you total operating control from the comfort of your seat. And our no-pinch safety hinges make our boat seats as safe as they are comfortable.

Others have tried to duplicate these and the other patented features we've pioneered in years gone by. But, while they're still trying to go where we've been, we're loading even more innovations into this newest breed of Crestliners.

So when you want a boat that performs, pampers, delivers everything you want from your time on the water, it's an easy decision to choose a Crestliner. The proof is in the innovations, the craftsmanship, all the things that add up to a better value while you own your boat and a bigger return when it's time to trade up.



BIG · WATER · SERIES

EAGLE
SABRE


V216 Eagle SST II



Floating Innovations. That's the big, roomy Sabre and Eagle series of boats. The UniWeld construction and Tru-V hull design make our big water boats the safest, most comfortable you can own. The roomy cabins allow escape from the elements. The wide beams and deep spacious cockpits are Crestliner hallmarks. These are serious fishing boats with innovations and built-in features that come only with a Crestliner.




Crestliner's SST II (Space Saver Transom) offers increased cockpit space, reduced engine noise and additional storage.




Sabre models feature an oversized passenger seat with built-in 52-quart cooler, tackle trays and several storage compartments.



Stern-drive models feature divided storage compartments over the engine box. Perfect for tackle and downrigging equipment.



The Pocket.[®] Crestliner's patented built-in outboard transom on I/O models allows you to add a kicker outboard without an add-on bracket.



Side walkways on the Eagle models afford immediate access to the bow, yet minimal cabin space compromise.

EAGLE

ALL EAGLE SERIES
BOATS FEATURE
THE EASY-ACCESS
WALK-AROUND
DECK, ROOMY
CABINS, LOTS OF
STORAGE, AND
WELDED STAINLESS
STEEL BOW RAILS.



V236 Eagle SST II

Both V236 and V256 Eagles feature large dual fishwells, built-in tackle compartments and more storage than ever before.

If ever a big water fisherman could design his own boat, it would be the Crestliner Eagle. The walk-around deck design gives immediate access to the bow for out-rigger fishing and just plain ease of maneuvering when docking and loading. The SST II transom adds even more room to an already spacious cockpit as well as close access to down-riggers.



V256 Eagle SST II



Optional hardtop makes navigating a joy with fully-welded construction, overhead electronics box, cockpit spotlights and ample headroom.

EAGLE

ALL EAGLE SERIES BOATS FEATURE THE EASY-ACCESS WALK-AROUND DECK, ROOMY CABINS, LOTS OF STORAGE, AND WELDED STAINLESS STEEL BOW RAILS.

If ever a big water fisherman could design his own boat, it would be the Crestliner Eagle. The walk-around deck design gives immediate access to the bow for out-rigger fishing and just plain ease of maneuvering when docking and loading. The SST II transom adds even more room to an already spacious cockpit as well as close access to down-riggers.

Both V236 and V256 Eagles feature large dual fishwells, built-in tackle compartments and more storage than ever before.

V236 Eagle SST II



V256 Eagle SST II



Optional hardtop makes navigating a joy with fully-welded construction, overhead electronics box, cockpit spotlights and ample headroom.

EAGLE

You'll look a long time to find more standard features than an Eagle offers: adjustable captain's chairs, built-in drink holders, tackle compartments, marine head, deluxe dash with stereo AM/FM/cassette, and flip-up rear table and jump seats. All designed into a fully welded hull with baked enamel paint and custom graphics.

New in the Eagle series this year is the V196 Eagle SST II. And, the fact is, we can't think of anybody else who has put all the features into a walk-around cuddy this size and yet retained the roominess and performance that the V196 has to offer.



V196 Eagle SST II



Big fish mean big fish coolers and the Eagles have 'em. Easy access, insulated and built right in.



V216 Eagle SST II

**NEW
FOR
'92**

V196 Eagle
SST II

	V256 Eagle SST II	V236 Eagle SST II	V216 Eagle SST II	V196 Eagle SST II
Overall Length	25'4" (7.6m)*	23'4" (7.0m)*	21'4" (6.4m)*	19'2" (5.7m)*
Maximum Beam	102" (259cm)	102" (259cm)	96" (244cm)	87" (221cm)
Maximum Transom Beam	102" (259cm)	102" (259cm)	96" (244cm)	87" (221cm)
Maximum Depth	51" (130cm)	51" (130 cm)	46" (117cm)	41" (104 cm)
Maximum Cockpit Depth	35" (89cm)	35" (89cm)	30" (76cm)	27" (69cm)
Weight	2560# (1152kg)	2300# (1035kg)	2100# (945kg)	1565# (704kg)
Maximum Weight Capacity	2000# (900kg)	2000# (900kg)	2000# (900kg)	1625# (731kg)
Fuel Capacity	75 gals. (338)	64 gals. (288)	34 gals. (153)	34 gals. (153)
Maximum Horsepower	230	230	205	150
Aluminum Gauge Bottom	.100	.100	.100	.100
Aluminum Gauge Sides	.090	.090	.080	.080
Aluminum Gauge Transom	.125	.125	.125	.125

* Includes SST II

EAGLE

The V225 and V245 Eagle are stern drive models that offer the Pocket[®] as standard equipment. Serious fishermen see the advantage immediately! This mini outboard transom is designed right into the stern and because it ties into the stern drive steering, you never have to leave the helm. The removable stern seats give you quick and close access to downriggers and there is divided storage on the engine box for handy access to downrigging equipment. Fishermen love this boat!

V245 Eagle



V225 Eagle



Crestliner's patented Pocket for kicker engines without an add-on bracket.

	V245 Eagle VO	V225 Eagle VO
Overall Length	24'4" (7.4m)	22'4" (6.8m)
Maximum Beam	102" (259cm)	102" (259cm)
Maximum Transom Beam	102" (259cm)	102" (259cm)
Maximum Depth	51" (130 cm)	51" (130cm)
Maximum Cockpit Depth	35" (89cm)	35" (89cm)
Weight w/155 V-6	3409# (1534kg)	3250# (1463kg)
Maximum Weight Capacity	2000# (900kg)	1750# (788kg)
Fuel Capacity	75 gals. (338)	64 gals. (288)
Maximum Horsepower	57L V-8	57L V-8
Aluminum Gauge Bottom	.100	.100
Aluminum Gauge Sides	.090	.090
Aluminum Gauge Transom	.125	.125

IF YOU FISH BIG
WATER AND YOU'RE
LOOKING FOR
BIG-TIME FISHING
EXCITEMENT,
COMFORT AND SAFETY,
CRESTLINER'S
SABRE SERIES
IS BUILT FOR YOU.


SABRE

The best boats lead two lives. They work hard and play hard. And the Sabres qualify on both counts. You can fish big water all day—use it hard. Spill a little pop, drop a little bait. Clean fish on the cutting board. When you get home, hose down the floor and snap down the optional carpeting and it's dressed for dinner.

The Sabre's fishing-smart features include built-in tackle trays, rod storage, built-in 52-quart cooler and 136-quart aerated fishwell.



V216 Sabre SST II



Oversized companion seat with mega storage, built-in cooler and tackle trays.

	V236 Sabre SST II	V216 Sabre SST II
Overall Length	23'4" (7.0m)*	21'4" (6.4m)*
Maximum Beam	102" (259cm)	96" (244cm)
Maximum Transom Beam	102" (259cm)	96" (244cm)
Maximum Depth	51" (130cm)	46" (117cm)
Maximum Cockpit Depth	35" (89cm)	30" (76cm)
Weight	2200# (990kg)	2080# (936kg)
Maximum Weight Capacity	2000# (900kg)	2000# (900kg)
Fuel Capacity	64 gals. (288l)	34 gals. (153l)
Maximum Horsepower	230	205
Aluminum Gauge Bottom	.100	.100
Aluminum Gauge Sides	.090	.080
Aluminum Gauge Transom	.125	.125

*Includes SST II



V236 Sabre SST II




V225 Sabre

SABRE

Crestliner Sabres are boats designed specifically for big water peace of mind. The Tru-V UniWeld hull construction softens waves and adds stability in rough water. Wide beams. Spacious deep cockpits. And like all Crestliners, the Sabres carry a 10/20 year warranty—no one else comes close.



V245 Sabre



Optional galley with stainless steel sink and single burner stove.

	V245 Sabre HD	V225 Sabre HD
Overall Length	24'4" (7.4m)	22'4" (6.8m)
Maximum Beam	102" (259cm)	102" (259cm)
Maximum Transom Beam	102" (259cm)	102" (259cm)
Maximum Depth	51" (130 cm)	51" (130cm)
Maximum Cockpit Depth	35" (89cm)	35" (89cm)
Weight w/155 V-6	3610# (1625kg)	3300# (1485kg)
Maximum Weight Capacity	2000# (900kg)	1750# (788kg)
Fuel Capacity	75 gals. (333l)	64 gals. (288l)
Maximum Horsepower	57L V-8	57L V-8
Aluminum Gauge Bottom	100	100
Aluminum Gauge Sides	090	090
Aluminum Gauge Transom	125	125

THE SWEPT BACK
DESIGN, GENTLE
CURVES, AND
SLEEK APPEARANCE
OF THE VANGUARD
BELIEVE ALUMINUM
SPORTFISHING
BOAT ORIGINS.

VANGUARD · SERIES

Imagine fishing in something this comfortable. Built-in tackle trays, aerated fishwell, rod storage and Crestliner's conversion bow. Now imagine skimming across the water on your way to dinner, that same evening, with the same boat. The Vanguard is at home in any situation. And because it features Crestliner's Tru-V hull, the ride is smooth and comfortable even in rough water.



	V190 Vanguard Fish-N-Ski	V195 Vanguard JO
Overall Length	19'2" (5.9m)	19'2" (5.9m)
Maximum Beam	86" (218cm)	86" (218cm)
Maximum Transom Beam	86" (218cm)	86" (218cm)
Maximum Depth	44" (112cm)	44" (112cm)
Maximum Cockpit Depth	27" (69cm)	27" (69cm)
Weight	1750# (788kg)	2385# (1073kg)
Maximum Weight Capacity	1625# (731kg)	1625# (731kg)
Fuel Capacity	31 gals. (140)	31 gals. (140)
Maximum Horsepower	150	43L V-6
Aluminum Gauge Bottom	100	100
Aluminum Gauge Sides	080	080
Aluminum Gauge Transom	125	125



Vanguard features Crestliner's patented Bow Conversion[®] that converts the plush bow seating into a casting platform in just seconds. It's the Crestliner innovation that is most requested and now standard on most models.



V195 Vanguard
Fish-N-Ski



V190 Vanguard
Fish-N-Ski


PHANTOM · SERIES

FISH N SKI
SST II
SPORTFISH


Crestliner's most popular and best selling models, the Phantom series, are America's favorite because they double as sporty runabouts and convert in seconds to a serious fishing machine.



V196 Phantom
SST II



Crestliner's are the only boats available with the patented Space Saver Transoms (SST II).



Built-in tackle trays are standard on the Fish-N-Ski and SST II models.





The patented Bow Conversion is one innovation that continues to make Crestliner the best dual purpose runabout available. The bow easily converts from a fishing platform to bow seating in seconds. It's standard on all Phantom models.

THE SLEEK LINES
AND PERFORMANCE
OF A RUNABOUT
WITH THE
CONVERSIONS THAT
MAKE IT
A SERIOUS
FISHING MACHINE.

PHANTOM FISH N SKI

The Fish-N-Ski models are I/O Phantoms with the Crestliner innovations that make the best dual purpose boat that money can buy. It's equally at home working a drop off for bass or, with a few innovative Crestliner conversions, cruising as a sleek bow rider. New for 1992 is the V195 that features a full safety glass windshield, conversion bow with aerated fishwell, rod locker, ski storage and a full 8' beam.

If you need a little more elbow room, the V205 features a deep, spacious cockpit with sunseat recliner, plush carpet and AM/FM stereo/cassette deck.



Lockable rod storage along with built-in tackle trays make the Fish-N-Ski a functional fishing rig.



Full instrumentation dash with tilt steering is standard on Fish-N-Ski models.



NEW
FOR
'92

V195 Phantom Fish-N-Ski



PHANTOM FISH-N-SKI


Fish-N-Ski models include many standard features that are options on other boats: prewired trolling motor outlet, ski tow ring, rod holders, lots of lockable storage, drink holders, cockpit courtesy lights, in-floor cooler and custom graphics.

	V205 Phantom Fish-N-Ski	V195 Phantom Fish-N-Ski	V185 Phantom Fish-N-Ski	V175 Phantom Fish-N-Ski
Overall Length	20'4" (6.1m)	19'0" (5.8m)	18'2" (5.6m)	17'6" (5.4m)
Maximum Beam	96" (244cm)	96" (244cm)	87" (221cm)	83" (213cm)
Maximum Transom Beam	96" (244cm)	96" (244cm)	87" (221cm)	83" (213cm)
Maximum Depth	46" (117cm)	46" (117cm)	41" (104cm)	38.5" (98cm)
Maximum Cockpit Depth	30" (76cm)	30" (76cm)	28" (71cm)	27" (69cm)
Weight w/55 V-6	2510# (1130kg)	2460# (1107kg)	2410# (1085kg)	2180# (981kg)
Maximum Weight Capacity	1750# (788kg)	1750# (795kg)	1625# (731kg)	1100# (495kg)
Fuel Capacity	34 gals. (153l)	34 gals. (153l)	31 gals. (140l)	22 gals. (99l)
Maximum Horsepower	50L V-6	43L V-6	43L V-6	43L V-6
Aluminum Gauge Bottom	.100	.100	.100	.090
Aluminum Gauge Sides	.080	.080	.080	.080
Aluminum Gauge Transom	.125	.125	.125	.125



V175 Phantom Fish-N-Ski

V185 Phantom Fish-N-Ski



Only Crestliner innovation gives you a lay-down sunseat with reclining position. It's a standard feature on all Phantom Fish-N-Ski and SST II models.

PHANTOM · SST II



V216 Phantom SST II

Nobody does it better than Crestliner and the Phantom SST II series from 17 to 21 feet exemplifies that spirit. The SST II (Space Saver Transom) has so many advantages that it has become our most requested innovation. It reduces noise, increases the amount of usable cockpit space, and improves performance. And, it's available only on a Crestliner.

Crestliner dependability. It's one feature that all Crestliner owners take advantage of... and we like it that way.



V206 Phantom SST II



The SST II design allows unique stern seating arrangements. Standard on SST II models are hideaway seats, table and built-in suntop storage.



V196 Phantom SST II
(Shown with optional pedestal seating.)



V176 Phantom SST II

PHANTOM SST II



Now in its fifth year of production, the patented SST II has made quite an impression on the boating industry. Two years ago the SST II transom was so overwhelmingly popular as an option it is now standard on many of our models. Folks recognize the SST II for what it is: A great innovation that's offered only from Crestliner.

	V216 Phantom SST II	V206 Phantom SST II	V196 Phantom SST II	V186 Phantom SST II	V176 Phantom SST II
Overall Length	21'4" (6.4m)*	20'0" (6.0m)*	19'2" (5.7m)*	18'6" (5.6m)*	17'5" (5.2m)*
Maximum Beam	96" (244cm)	96" (244cm)	87" (221cm)	83" (211cm)	78" (198cm)
Maximum Transom Beam	96" (244cm)	96" (244cm)	87" (221cm)	83" (211cm)	76" (193cm)
Maximum Depth	46" (117cm)	46" (117cm)	41" (104cm)	38.5" (98cm)	38.5" (98cm)
Maximum Cockpit Depth	30" (76cm)	30" (76cm)	28" (71cm)	27" (69cm)	26" (66cm)
Weight	1910# (860kg)	1725# (776kg)	1670# (752kg)	1395# (628kg)	1200# (540kg)
Maximum Weight Capacity	2000# (900kg)	1750# (788kg)	1625# (731kg)	1425# (647kg)	1300# (590kg)
Fuel Capacity	34 gals. (153l)	34 gals. (153l)	31 gals. (140l)	22 gals. (83l)	22 gals. (83l)
Maximum Horsepower	200	175	150	140	100
Aluminum Gauge Bottom	.100	.100	.100	.090	.090
Aluminum Gauge Sides	.080	.080	.080	.080	.080
Aluminum Gauge Transom	.125	.125	.125	.125	.125

* Includes SST II



Optional stern treatments on SST II Phantom models are the fold-away bench seat (above) that allows easy access to the transom/downriggers or provides comfortable seating while cruising. Crestliners innovative conversion stern (below) easily converts from a plush bench seat to a raised fishing platform complete with ProForm pedestal seating, with a second aerated fishwell.




V186 Phantom SST II

PHANTOM · SPORTFISH

The Phantom Sportfish models were created especially for the dedicated fisherman who wants to accommodate his family. A conversion bow, aerated fishwell, deluxe ProForm pedestal seats, built-in fuel tank, lockable rod storage—at a price that will suit everyone's budget. Features like these have made many a fisherman happy, not to mention their families.

Tru-V hulls, welded construction, and baked enamel paint, make the Sportfishes slice through waves for a dry, comfortable ride.



V160 Phantom Sportfish



V170 Phantom Sportfish

	V180 Phantom Sportfish	V170 Phantom Sportfish	V160 Phantom Sportfish
Overall Length	18'2" (5.6m)	17'6" (5.3m)	16'5" (5.0m)
Maximum Beam	87" (221cm)	83" (211cm)	78" (198cm)
Maximum Transom Beam	87" (221cm)	83" (211cm)	76" (193cm)
Maximum Depth	41" (104cm)	38.5" (98cm)	38.5" (98cm)
Maximum Cockpit Depth	28" (71cm)	27" (69cm)	26" (66cm)
Weight w/55 V-6	1440# (648kg)	1280# (576kg)	1130# (509kg)
Maximum Weight Capacity	1625# (738kg)	1425# (647kg)	1300# (590kg)
Fuel Capacity	31 gals (117)	22 gals (83)	22 gals (83)
Maximum Horsepower	150	140	100
Aluminum Gauge Bottom	.100	.090	.090
Aluminum Gauge Sides	.080	.080	.080
Aluminum Gauge Transom	.125	.125	.125



Fold-down bench seat gives immediate access to kicker motors on Sportfish models.



V180 Phantom Sportfish

PRO-FISHERMAN · SERIES

VIKINGS
FISH HAWKS


No matter if you're a full-time professional fisherman or weekend angler, all of Crestliner's fishing boats are born of competition and honed by years of on-the-water experience by the Crestliner Pro Staff. You'll immediately recognize what we mean after you've fished out of one of these thoroughbred fishing machines.




V170 Viking Team Crestliner (console)



Built-in lockable electronics boxes.



Large aerated competition fishwells, with aerated bait wells.



Two - place insulated bait station with ice compartment below to keep bait fresh.



Console available with optional windshield and compliment of factory pre-rigged instrumentation.



Mega dry storage compartments and Crestliners Pro-Form fishing seat that features the patented pinchless safety hinges.

V180
VIKING


PRO AM

THE PRO AM
IS THE DIRECT
RESULT OF
TOURNAMENT
COMPETITION.

"It may surprise some boaters that an aluminum boat could compete with fiberglass rigs in a comparison test, but few companies build them like Crestliner. Fewer still have a champ in the line like the Viking Pro Am."

POPULAR MECHANICS MAGAZINE
APRIL 1991

	V180 Viking Pro Am
Overall Length	18'0" (5.4m)
Maximum Beam	83" (213cm)
Maximum Transom Beam	83" (213cm)
Maximum Depth	39" (99cm)
Maximum Cockpit Depth	22" (56cm)
Weight	1225# (551kg)
Maximum Weight Capacity	1150# (522kg)
Fuel Capacity	40 gals. (180)
Maximum Horsepower	80 Tiller 150 Console
Aluminum Gauge Bottom	.100
Aluminum Gauge Sides	.080
Aluminum Gauge Transom	.125



Tiller model features include an oversized electronics box and are rated to 80 hp.



Insulated in-floor cooler, built-in tackle trays and twin competition aerated fishwells are standard.



Lockable rod storage, forward and aft, 12/24 volt trolling motor outlets and insulated bait station are standard.



1991
WALLEYE BOAT
OF THE YEAR
POPULAR MECHANICS

V180 Viking Pro Am
Quite simply, the best!

V170
VIKING

TEAM CRESTLINER

DESIGNED BY THE
PROS AND
TOURNAMENT-
TESTED OVER
SEASONS OF
COMPETITION.

The console model is rated at 115 h.p. so you can get to where you're going before the competition does.

Whether you prefer a tiller model or the custom console, the V170 Viking Team Crestliners are the heart of the fishing fleet. These two have won praise for years—and it's no wonder. Large 100-quart aerated fishwell, 7' locking rod storage, electronics box, trolling motor receptacle prewired for 12 or 24 volt, and dry storage all around.



*V170 Viking Team
Crestliner (tiller)*



*V170 Viking Team
Crestliner (console)*



Efficiency is the name of the game and Crestliner pros have designed in storage, electronics boxes and tackle trays at the turn of a seat.

	V170 Viking Team Crestliner
Overall Length	17'6" (5.4m)
Maximum Beam	83" (213cm)
Maximum Transom Beam	83" (213cm)
Maximum Depth	38" (97 cm)
Maximum Cockpit Depth	27" (69cm)
Weight	1130# (509kg)
Maximum Weight Capacity	1150# (522kg)
Fuel Capacity	22 gals. (83)
Maximum Horsepower	90 Tiller 115 Console
Aluminum Gauge Bottom	.090
Aluminum Gauge Sides	.080
Aluminum Gauge Transom	.125


V160
VIKING

TOURNAMENT EDITION

THE V160'S HAVE
THE FEATURES
THAT HAVE MADE
THE VIKING SERIES
A LEGEND.

Don't let the compact size of the V160 Viking Tournament Editions fool you. They are every bit as comfortable and accommodating as anything that floats. Features like a 22-gallon built-in gas tank, locking rod storage, 96-quart aerated fishwell, plush carpet and ProForm fishing seats make the V160's a serious fishing machine.

Their 26'' cockpit depth makes the V160's a safe bet in rough water.



Locking electronics compartment on the tiller model accommodate locators plus storage for maps, and glasses.

V160 Viking Tournament Edition (console)



V160 Viking Tournament Edition (tiller)

	V160 Viking Tournament Edition
Overall Length	16'5" (5.0m)
Maximum Beam	78" (200cm)
Maximum Transom Beam	76" (193cm)
Maximum Depth	38" (97cm)
Maximum Cockpit Depth	26" (66cm)
Weight	865# (389kg)
Maximum Weight Capacity	1150# (522kg)
Fuel Capacity	22 gals. (83l)
Maximum Horsepower	60 Tiller 90 Console
Aluminum Gauge Bottom	.090
Aluminum Gauge Sides	.080
Aluminum Gauge Transom	.125

FISH HAWK · DELUXE



Comfortable layout includes casting platform, plush carpet and ProForm fishing seats.

If you're looking for dependability, value and the performance of a Tru-V, UniWeld hull but don't want to spend a lot, the Fish Hawks are what you're looking for. You get custom boat features like a built-in gas tank, 96-quart aerated livewell, lockable rod storage, plush carpet and form-fitting ProForm seats.

BIG FEATURES AND A SMALL PRICE MAKE THE FISH HAWKS AS FUNCTIONAL A FISHING MACHINE AS ANY 16 FOOTER ON THE MARKET.

V160
Fish Hawk Deluxe
(tiller)



V160 Fish Hawk Deluxe
(console)



We've designed in lots of storage for equipment.

	V160 Fish Hawk Deluxe
Overall Length	16'6" (4.9m)
Maximum Beam	75" (190cm)
Maximum Transom Beam	75" (190cm)
Maximum Depth	32" (81cm)
Maximum Cockpit Depth	22" (56cm)
Weight	710# (320kg)
Maximum Weight Capacity	1150# (522kg)
Fuel Capacity	15 gals. (67l)
Maximum Horsepower	60 Tiller 75 Console
Aluminum Gauge Bottom	.080
Aluminum Gauge Sides	.072
Aluminum Gauge Transom	.090

NEW FOR 1992 THE
NIGHTHAWKS WILL
PROVE THEMSELVES
AS AN EXCELLENT
CHOICE FOR ALL
AROUND FISHING.

NIGHTHAWK · SERIES

While the Nighthawks are basic in design and function, they still have the features that all fishermen will appreciate: a flat floor with plush carpet, built-in under-floor fuel tank (on the 1640 models), storage for rods and equipment, and Crestliner's ProForm seat. Put those features in a smooth Tru-V Uni-Weld hull and add custom graphics and you can see why the Nighthawks will be a very popular boat in 1992.

Console and casting platform are two popular options available on the Nighthawk 1640.



Lockable rod and reel housing and aerated livewell are standard on the 1640's.


	Nighthawk 1640	Nighthawk 16	Nighthawk 14
Overall Length	16'4" (4.9m)	15'11" (4.7m)	14'0" (4.2m)
Maximum Beam	75" (190cm)	68" (173cm)	68" (173cm)
Maximum Transom Beam	75" (190cm)	68" (173cm)	68" (173cm)
Maximum Depth	32" (81cm)	30" (76cm)	32" (81cm)
Maximum Cockpit Depth	19" (48cm)	16" (41cm)	17" (43cm)
Weight	630* (283kg)	490* (220kg)	380* (171kg)
Maximum Weight Capacity	1200* (540kg)	1150* (522kg)	950* (427kg)
Fuel Capacity	17 gals (76)		
Maximum Horsepower	40 Tiller 50 Console	40	30
Aluminum Gauge Bottom	.080	.080	.080
Aluminum Gauge Sides	.080	.080	.080
Aluminum Gauge Transom	.125	.125	.125



Nighthawk 1640
(Shown with console and casting platform options.)

Nighthawk 1640

Nighthawk 14




NIGHTHAWK

While some might classify the Nighthawk 14 and 16 as basic, we tend to think somewhat the opposite. These new boats feature a fully carpeted flat floor with storage and rod holders as standard equipment. The Nighthawk 16 also features an aerated fishwell. Towing is easy behind small cars and Nighthawks run great with small engines. Basic? We don't think so. Comfortable, efficient and affordable? Yes.



Nighthawk 16




Roomy floor plan features a flat floor, bench style seating, storage and captain's Pro-Form fishing chair.

NEW FOR 1992
 ARE THE 1600
 BACKWATERS. WE
 DESIGNED THEM
 TO GO WHERE
 OTHER BOATS
 CAN'T, YET STILL
 HAVE THE
 COMFORT


BACKWATERS/JONS

If you fish marshes, rivers or shallow backwaters for bass and crappies, the 1600 Backwater and Backwater Pro are your choice. The Backwater Pro features console steering, dual aerated fishwells, rod locker, and lots of storage. The Backwater has aerated fishwell with bait well, and forward casting platform.

Jon boats, from 12 to 16 feet, are tough, lightweight fishing and hunting utility boats that float in inches of water.



Jon's



The 1600 features a 96-quart, aerated livewell with removable bait well.

	1600 Backwater Pro	1600 Backwater
Overall Length	16'0" (4.9m)	16'0" (4.9m)
Maximum Beam	70" (178cm)	70" (178cm)
Bottom Width	48" (122cm)	48" (122cm)
Weight	700# (315kg)	560# (252kg)
Maximum Weight Capacity	900# (405kg)	900# (405kg)
Maximum Horsepower	50	30
Aluminum Gauge	.072	.072

	Jon 16	Jon 14	Jon 12
Length	16' (4.9m)	14' (4.3m)	12' (3.7m)
Bottom Width	48" (122cm)	48" (122cm)	36" (91cm)
Top Beam	70" (178cm)	70" (178cm)	54" (137cm)
Weight	290# (132kg)	250# (113kg)	180# (81kg)
Transom	15"/20"	15"/20"	15"
Aluminum Gauge Bottom	.072	.072	.072
Maximum Horsepower	30	20	8
Color	Dead Grass	Dead Grass	Dead Grass

NEW
 FOR
 '92



1600 Backwater

1600 Backwater Pro

SPORTSMANS

CRESTLINER'S MOST AFFORDABLE FISHING BOAT IS A FAVORITE OF RESORTS BECAUSE OF THEIR LIGHT-WEIGHT AND EXCEPTIONAL DURABILITY.

Over the years outdoorsmen have made these tough little rigs the backbone of American boating. Even though the Sportsmans are the lowest-priced Crestliners, they still get the same welded, main seam construction, baked enamel paint and overall superior quality that goes into every boat with the Crestliner name on it.

The Sportsmans make a great week-end getaway boat and can be run with minimum horsepower.



(Shown with optional flat floor and split seat.)



	Sportsman 16	Sportsman 16W	Sportsman 18XL
Overall Length	16'3" (5.0m)	16'3" (5.0m)	18' (5.5m)
Maximum Beam	68" (173cm)	77" (197cm)	77" (197cm)
Maximum Transom Beam	66" (168cm)	68" (173cm)	68" (173cm)
Bow Depth	34" (87cm)	36" (92cm)	36" (92cm)
Weight	310# (141kg)	330# (150kg)	625# (281kg)
Max. Wt. Cap. 15" / 20" Transom	1000# (454kg)	1000# (454kg)	1325# (602kg)
Maximum Horsepower	40	45	60
Aluminum Gauge Bottom	.080	.080	.100
Aluminum Gauge Sides	.072	.072	.072
Aluminum Gauge Transom	.080	.080	.100
Transom	20" standard 15" optional	20" standard 15" optional	20" standard

	Sportsman 12	Sportsman 14	Sportsman 14W
Overall Length	12'1" (3.7m)	14' (4.3m)	14'1" (4.3m)
Maximum Beam	58" (148cm)	58" (148cm)	68" (173cm)
Maximum Transom Beam	55" (140cm)	55" (140cm)	66" (168cm)
Bow Depth	26" (66cm)	29" (74 cm)	34" (87cm)
Weight	160# (73kg)	200# (91kg)	255# (115kg)
Max. Wt. Cap. 15" / 20" Transom	545# (247kg)	670# (304kg)	670# (304kg)
Maximum Horsepower	10	15	25
Aluminum Gauge Bottom	.064	.064	.064
Aluminum Gauge Sides	.064	.064	.064
Aluminum Gauge Transom	.080	.080	.080
Transom	15" standard	15" standard	15" standard 20" optional

CRESTLINER

THE · INNOVATIONS · JUST KEEP · ON · COMING




- Custom full tilt sport wheel is standard on Phantoms SST II and Fish N Ski I/O models.




- Custom dash, padded wheel and tilt steering are standard on Phantom SST II models. (Shown with optional gauge package.)




- Built-in tackle trays are standard on many of the 1992 Crestliners.



- Foul weather curtains are available for the Eagle Series when used in conjunction with the hard top or sun top.



- Eagles with the SST II transom come standard with built-in stern tackle storage.



- AM/FM stereo cassette with twin speakers are standard on many Crestliner models.



- The popular sun top canvas is standard on all sterndrive and SST II models.



- Camper top canvas with screened windows is available for Sabre Series boats.



- Built-in insulated floor coolers in the Phantoms, and Pro Am.



- Optional tonneau and cockpit covers available for most models.

	Power	Tri-V hull design	Uni-Weld construction	Aerator, auto timer	Bubbler system	Baitwell (treated)	Bait station, insulated	Bases, (ProForm fish chair)	Baked acrylic enamel finish	Bilge pump	Bow pulpit	Bow rails (aluminum)	Bow rails (stainless steel)	Bunk filler cushions	Captains Chairs	Cabin lights	Carpet (marine grade)	Carpet (snap-in)	Casting platform	Closed Bow	Chart/cigarette lighter	Cockpit wash-dn. system	Cooler/storage	Console w/mech. steering	Conversion Bow w/livewell	Conversion Stern w/livewell	Courtesy lights	Dakota pkg.	Docking lights	Dockside power w/charger	Down Rigger pwr. outlets (4)	Drinkholder	Deluxe dash	Deluxe Instrumentation	Electronic compartment	Flotation (level)	Flotation (basic)	Fold-away rear table & jump seats (SST II)	Fuel tank (under floor)	Galley	Glove box	
1600 Backwater	O/B	S			S	S-3	S	S								S	S						O													S						
1600 Backwater Pro	O/B	S				S-4	S	S								S	S							S								S					S			O		
Nighthawk 14	O/B	S	S			S-1	S	O								S								O													S					
Nighthawk 16	O/B	S	S			S-1	S	S								S								O									S				S					
Nighthawk 1640	O/B	S	S			S-3	S	S								S	O							O									S				S			S		
V-160 Fishhawk DLX	O/B	S	S			S-3	S	S								S	S							O												S			S			
V-160 Viking Tournament Edition	O/B	S	S	O	O	S	S	S-3	S	S						S	S							O		S						S				S	S			S		
V-170 Team Crestliner	O/B	S	S	O	O	S	S	S-3	S	S						S	S						S	O		S						S				S	S			S		
V-180 Pro Am	O/B	S	S	O	O	S	S	S-3	S	S						S	S						S	O		S						S				S	S			S		
V-160 Phantom Sportfish	O/B	S	S			S-2	S	S		S						S								S	O		O						S	O*		S			S		S	
V-170 Phantom Sportfish	O/B	S	S			S-3	S	S		S						S							S	S	O		O						S	O*		S			S		S	
V-180 Phantom Sportfish	O/B	S	S			S-3	S	S		S						S			O				S	S	O		O						S	O*		S			S		S	
V-176 Phantom SST II	O/B	S	S			S-2	S	S		S						S				O				S	O	S	O					S	S	O*		S		S	S	S	S	
V-186 Phantom SST II	O/B	S	S			S-2	S	S		S						S					O		S	S	O	S	O					S	S	O*		S		S	S	S	S	
V-196 Phantom SST II	O/B	S	S			S-2	S	S		S						S				O	O		S	S	O	S	O					S	S	O*		S		S	S	S	S	
V-206 Phantom SST II	O/B	S	S			S-2	S	S		S						S				O	O		S	S	O	S	O					S	S	O*		S		S	S	S	S	
V-216 Phantom SST II	O/B	S	S			S-2	S	S		S						S				O	O		S	S	O	S	O					S	S	O		S		S	S	S	S	
V-175 Phantom Fish & Ski	I/O	S	S			S-2	S	S		S						S					O		S	S	S	S						S	S	S		S		S		S		S
V-185 Phantom Fish & Ski	I/O	S	S			S-2	S	S		S						S					O		S	S	S	S						S	S	S		S		S		S		S
V-195 Phantom Fish & Ski	I/O	S	S			S-2	S	S		S						S					O		S	S	S	S						S	S	S		S		S		S		S
V-205 Phantom Fish & Ski	I/O	S	S			S-2	S	S		S						S					O		S	S	S	S						S	S	S		S		S		S		S
V-216 Sabre SST II	O/B	S	S	O			S	S		S	S					S	O				O	O	S			S	O	O	O			S	S	O*		S	S	S	O			
V-236 Sabre SST II	O/B	S	S	O*			S	S		S	S					S	O				O	O	S			S	O	O	O			S	S	O*		S	S	S	O			
V-225 Sabre	I/O	S	S	O			S	S		S	S					S	O				O	O	S			S	O	O	O			S	S	S		S		S		S		O
V-245 Sabre	I/O	S	S	O			S	S		S	S					S	O				O	O	S			S	O	O	O			S	S	S		S		S		S		O
V-196 Eagle SST II	O/B	S	S	O			S	S		S	S	S-2	S			S	O				O	O			S							S	S	S		S		S		S		S
V-216 Eagle SST II	O/B	S	S	O			S	S	S		S	S	S-2	S			S	O				O	O			S						S	S	S		S		S		S		O
V-236 Eagle SST II	O/B	S	S	O			S	S	S		S	S	S-2	S			S	O				O	O			S						S	S	S		S		S		S		O
V-256 Eagle SST II	O/B	S	S	O			S	S	S		S	S	S-2	S			S	O				O	O			S						S	S	S		S		S		S		O
V-225 Eagle	I/O	S	S	O			S	S	S		S	S	S-2	S			S	O				O	O	S			S					S	S	S		S		S		S		O
V-245 Eagle	I/O	S	S	O			S	S	S		S	S	S-2	S			S	O				O	O	S			S					S	S	S		S		S		S		O
V-190 Vanguard Fish & Ski	O/B	S	S			S-2	S	S		S						S					O		S	S	S	S						S	S	S		S		S		S		S
V-195 Vanguard Fish & Ski	I/O	S	S			S-2	S	S		S						S					O		S	S	S	S						S	S	S		S		S		S		S

S-Standard feature
O-Optional feature
O*-Available w/pre-rig option only

Features	Sportsman 12	Sportsman 14	Sportsman 14W	Sportsman 16	Sportsman 16W	Sportsman 18XL
Anti-skid floor	S	S	S	S	S	S
Bench seats	S-3	S-3	S-4	S-4	S-4	S-4
Console steering			O	O	O	O
Level flotation	S	S	S	S	S	S
Oar locks	S	S	S	S	S	S
Stern lifting handles	S	S	S	S	S	S
Deadgrass paint	O	O	O	O	O	O
Flat floor/split seats			O	O	O	O
Navigation lights	O	O	O	O	O	O
Bow deck w/storage			O	O	O	O

Features	Jon 12	Jon 14	Jon 16
Anti-skid floor	S	S	S
Bench seats	S	S	S
Deadgrass paint	S	S	S
Oar locks	S	S	S
Bow & stern lifting handles	S	S	S
Console w/steering	O	O	O
Fishwell/cooler	O	O	O
Level flotation	S	S	S

Hardtop rocket launchers	Head (porta-pottie)	Head (pump-out)	Horn	Linewell/lifswell, aerated	Linewell cushion (conversion bow)	Navigation lights	Pocket-aux. motor	Proform fishing chair	River free hull bottom	Rod holders	Rod storage (lockable)	Ski tow ring	Steering, dual cable	Stereo/AM/FM cass.	Stern bench fold-away (SST II)	Stern bench w/flip up back	SST II Transom	Stern ladder	Stern rails (stainless steel)	Stern seats (removable)	Storage	Sunlounge seat	Sun top storage compartment	Swim platform	Tackle trays/compartment	Tilt wheel	Transom cooler mount	Trolling mtr. outlet	Trolling mtr. mounting plate	Vinyl floor	Wiper, port	Wiper, stbd.	Suntop w/boot & draftshield	Side curtains	Aft. curtain	Foul weather curtain	Tonneau cover	Cockpit cover	Camper top	Mooring cover	10/20 yr. warranty						
				S	S	S-2		S		S											S						O															O S	1600 Backwater				
				S-2	S	S-2		S	S												S							S															O S	1600 Backwater Pro			
				O	O	S-1	S														S																						O S	Nighthawk 14			
				S	S	S-1	S S														S							O															O S	Nighthawk 16			
				S	S	S-2	S S S														S							O	O														O S	Nighthawk 1640			
				S	S	S-2	S S S														S							O	O														O S	V-160 Fishhawk DLX			
				S	S	S-2	S S S		O												S						O	S	O	O														O S	V-160 Viking Tournament Edition		
				S	S	S-2	S S S														S					S	O	S	O	O														O S	V-170 Team Crestliner		
				S-2	S	S-2	S S S		O	O											S					S	O	S-2	O	O														O S	V-180 Pro Am		
		O	S	S	S	S-2	S S S			O											S						O	O	O				O	O	O										S	V-160 Phantom Sportfish	
		O	S	S	S	S-3	S S S			O											S						O	O	O				O	O	O										S	V-170 Phantom Sportfish	
		O	S	S	S	S-3	S S S		O	O											S					O	O	O	O				O	O	O										S	V-180 Phantom Sportfish	
		S	S	S	S	S-2	S S S			S	O										S		S			S	S	S	O			O	S	O	O										S	V-176 Phantom SST II	
		S	S	S	S	S-2	S S S			S	O										S		S	S		S	S	S	O			O	S	O	O										S	V-186 Phantom SST II	
		S	S	S	S	S-2	S S S		O	S	O										S		S	S		S	S	S	O			O	S	O	O										S	V-196 Phantom SST II	
		S	S	S	S	S-2	S S S		O	S	O										S		S	S		S	S	S	O			O	S	O	O										S	V-206 Phantom SST II	
		S	S	S	S	S-2	S S S		O	S	O										S		S	S		S	S	S	O			O	S	O	O				O	O					S	V-216 Phantom SST II	
		S	S	S	S	S-2	S S S S			S											S		S	S		S	S	S			O	S	O	O											S	V-175 Phantom Fish & Ski	
		S	S	S	S	S-2	S S S S			S											S		S	S		S	S	S			O	S	O	O											S	V-185 Phantom Fish & Ski	
		S	S	S	S	S-2	S S S S			S											S		S	S		S	S	S			O	S	O	O											S	V-195 Phantom Fish & Ski	
		S	S	S	S	S-2	S S S S			S											S		S	S		S	S	S			O	S	O	O											S	V-205 Phantom Fish & Ski	
	S	O	S	S	S	S-1	S S S		O	S	O										S		S	S		S			S	O	S	S	O	O	O											S	V-216 Sabre SST II
O	S	O	S	S	S	S-1	S S S		O	S	O										S		S	S		S			S	O	S	S	O	O	O											S	V-236 Sabre SST II
O	S	O	S	S	S	S-1	S S S			S											S		S	S		O		S	O	S	S	O	O	O												S	V-225 Sabre
O	S	O	S	S	S	S-1	S S S			S											S		S	S		O		S	O	S	S	O	O	O												S	V-245 Sabre
	S	O	S	S-2	S		S S		O	S	O										S					S			S			S	O	O	O											S	V-196 Eagle SST II
	S	O	S	S-2	S		S S		O	S	O										S					S			S	O	S	S	O	O	O											S	V-216 Eagle SST II
	S	O	S	S-2	S		S S		O	S											S					S			S	O	S	S	O	O	O											S	V-236 Eagle SST II
	S	O	S	S-2	S		S S		O	S											S					S			S	O	S	S	O	O	O											S	V-256 Eagle SST II
	S	O	S	S-2	S	S	S S			S											S					S	O		S	O	S	S	O	O	O											S	V-225 Eagle
	S	O	S	S-2	S	S	S S			S											S					S	O		S	O	S	S	O	O	O											S	V-245 Eagle
		S	S	S	S	S-2	S S S		O	S											S		S	S		S						S	O	O												S	V-190 Vanguard Fish & Ski
		S	S	S	S	S-2	S S S S			S											S		S	S		S						S	O	O											S	V-195 Vanguard Fish & Ski	

VOLVO

Model #	Prop Shaft Rating
2.3 L SP wops.	110 h.p. 4 cyl.
2.5 L SP wops.	135 h.p. 4 cyl.
4.3 L SP ps.	155 h.p. V-6
4.3 L DP ps.	155 h.p. V-6 (Duo-Prop)
4.3 L DP ps.	180 h.p. V-6 (Duo-Prop)
5.0 L DP ps.	205 h.p. V-8 (Duo-Prop)
5.7 L DP ps.	225 h.p. V-8 (Duo-Prop)

MERCUISER

Alpha Series	Prop Shaft Rating
3.0 L wops.	115 h.p. 4 cyl.
3.0 LX wops.	135 h.p. 4 cyl.
4.3 L ps.	155 h.p. V-6
4.3 LX ps.	175 h.p. V-6
5.0 L ps.	180 h.p. V-8
5.0 LX ps.	205 h.p. V-8
5.7 L ps.	230 h.p. V-8

CRESTLINER

When you step aboard a Crestliner, you're never riding alone.

The innovations you'll find in every Crestliner have not come about by accident. They're the result of our dedication to making this line out-perform, out-value every other boat on the market. They're proof that our engineers, technicians and craftsmen put a lot of themselves into every craft we build. They've spent years perfecting better ways to deliver boating pleasure. That's a commitment that's with you whenever you ride in a Crestliner.

Crestliner Dealers

You'll also find our dealers aren't the type to be satisfied only with selling a boat. They take great pride in making sure the Crestliner you buy is the one that's ideal for you. So you'll find they ask a few more questions, deliver straighter answers than competitors. That's because our dealers are looking for more than a sale. They're out to make certain that every experience you have with your Crestliner will be as special as the boat itself.

Crestliner, Inc.
A Genmar Company
609 13th Avenue N.E.
Little Falls, Minnesota 56345
612/632-6686
FAX 612/632-2127

Nordican Boat Company, Inc.
130 West Gore St.
Thunder Bay, Ontario P7E 3V9
807/475-4244
FAX 807/475-5762

SOLD AND SERVICED BY:



Crestliner Pro Staff caps and jackets and other signature clothing is available by contacting your local Crestliner dealer.



All prices and specifications subject to change. Crestliner, Inc. reserves the right to discontinue models or change prices, specifications, materials, equipment, color or design at any time without notice and without incurring obligations. Some models are shown with optional features. All boats meet or exceed specifications and standards established by the U.S. Coast Guard. Crestliner, Inc. is an active member of the National Marine Manufacturers Association and Boating Industry Association.