



IT'S A WIN/WIN SITUATION

WIN A TOURNAMENT

FISH HARD

SET THE HOOK



ENJOY THE DAY

PUT ON SOME MILES

ENJOY THE NIGHT

MAKE IT HAPPEN

SHORE LUNCH

TEACH KIDS HOW TO FISH

PUNCH THE THROTTLE

EXPERIENCE FREEDOM

GET SOME AIR

SHAKE IT UP

UP ON PLANE

WALLEYE, MUSKIE, BASS

CRAPPIE, SUNFISH, CAFFISH

FILET KNIFE

CONTOUR LAKE MAPS

HUSBANDS AND WIVES

SONS AND DAUGHTERS


BUILD FAMILY TRADITIONS



THE LEADER BY INNOVATION™


2004 BOAT CATALOG

10 REASONS WHY YOU WIN



1. TONGUE-IN-GROOVE WELDS VS. OTHER FASTENING METHODS

We build our hulls with the foolproof tongue-in-channel construction that we pioneered. Inside, you'll find the most technologically advanced extruded bracing system in existence. And all bracing is welded to the hull, which is stronger than other fastening methods.



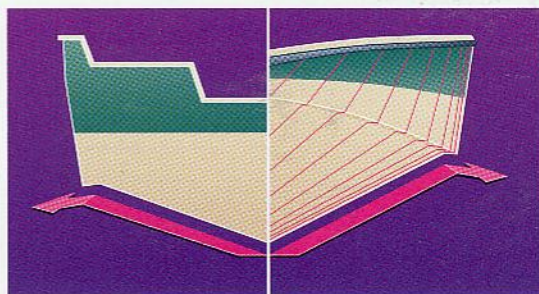
The parts fit together under the tightest tolerances, and computer-controlled welds ensure the ultimate performance. It's the strongest, most logical way to build an aluminum boat, and our lifetime hull limited warranty proves it.

2. NO BUMPS FOR A FASTER RIDE AND BETTER TRANSDUCER SIGNAL

You want "clean" water underneath when you're moving. Non-welded "bumpy" hulls create "dirty" turbulent water that can affect speed and your transducer signal. Because our hulls are welded smooth, Crestliner® Boats give you a smoother glide and cleaner transducer water, whether you're trolling or going full-throttle.



3. REVERSE-CHINE HULLS WITH INTEGRATED KEELS VS. APPLIED SPLASH RAILS AND KEELS



Crestliner's keels are welded right into the hull. They're one with each other. And rather than adding clunky splash rails that can come loose over time, we build the "dry ride" right into our hulls with a unique reverse-chine design that deflects water out and away from the boat.

4. SMOOTHER EDGES MEAN NO LINE-BREAKING SNAGS

Run your finger along the edge of other boats where two aluminum surfaces meet. On many brands, the edge is sharp. And more than one nice fish has dragged monofilament across such an edge to win its freedom. Now run your fingers along any edge on a Crestliner. They're as smooth as silk.

5. A WELDED HULL MAKES A BETTER-LOOKING BOAT

We weld our hulls because of technological advantages. But the bonus is that Crestliners just look better. Compare us to any other brand, and you'll agree.

SIRIUS® SATELLITE

Many Crestliner models like the Clarion® AM/FM/CD stereo are SIRIUS ready that's ready for SIRIUS satellite radio. Turn on 100 streams of music the next time you're on the water.



BOAT'S UNIWELD HULL CONSTRUCTION

6. NO FRACTURE POINTS FOR BETTER PAINT ADHESION

On non-welded boats, every "fasten point" represents a potential paint problem. A flex in the hull can break the paint line at those



points. And once a paint fracture happens, it can keep going. Not so with a Crestliner. Our baked, Armor-Guard paint lays down in smooth sheets without any potential fracture points. So Crestliners look newer, longer.

7. OUR WELDS STAND UP TO ROUGH ROADS THAT CAN LOOSEN THE BOTTOMS OF OTHER BOATS

Road vibration, especially from washboard dirt roads, can't loosen the bottom fasteners on a Crestliner (because there aren't any).



Our boats are too solid to be affected by a rough ride. Trailer a non-welded boat on the same roads and vibration can loosen up the "joined" parts, resulting in potential leakage.

8. YOU WIN WITH GENMAR FIRSTMATE™

Genmar FirstMate™ is available on most 2004 models. The Genmar FirstMate™ program ensures your boating days are hassle-free with fast access to live information and assistance 24/7/365. For complete details, log on to



www.genmarfirstmate.com.

9. CRESTLINERS HOLD THEIR VALUE


Go to a boat dealer and you'll notice there aren't many used Crestliners for sale. Two reasons why: First, people love them so much they never want to let them go. And second, when a Crestliner owner does decide to move into a new model year, they have family members, friends and co-workers waiting in line to buy their used Crestliner at a very attractive price.

10. IT ALL ADDS UP TO A BETTER WARRANTY AND PEACE OF MIND

The superiority of a UniWeld hull allows us to offer a superior warranty. Our LIFETIME Plus 3 Protection Plan covers hull welds for life to the original owner. Virtually everything else from bow-to-stern is covered for three years. It doesn't get any better.



Aluminum is recyclable. Yet another way we all win with Crestliner.



THE "C" IN RCL WALLEYE TOURNAMENTS STANDS FOR CRESTLINER

Four years ago, the RCL Tournament Trail began and could only be won by those who owned a Ranger, Crestliner or Lund boat (hence the name RCL). This wildly popular walleye circuit has become the richest in walleye angling. In fact, when Bruce "Doc" Samson won the RCL Championship in a home state, he took home a whopping check for \$300,000! For information on the RCL, visit www.flwoutdoors.com and click on "RCL."



WHAT'S NEW


**WHEN YOUR REPUTATION IS
"THE LEADER BY INNOVATION,"
YOU BETTER LIVE UP TO IT.**

We lead the industry in smart thinking. Here's a handful of the new innovations we've thought up for 2004.



**THE PATENTED
DECK EXTRUSION ON
OUR TOURNAMENT
SERIES IS BRILLIANT IN ITS
SIMPLICITY.**

You look at a Tournament Series deck and you think, "hey, nice looking deck." But you don't know the half of it! Our primary mission when designing this part was to make the boat stronger. More consistent. And this heavy-gauge aluminum extrusion certainly does that.




Then we thought: "what else can we do to this thing to make it even better?" So we made it double as a wire holder. A nifty clip-in sleeve underneath keeps the wires up in the channel. So if you ever need access or want to route wires to another accessory... it's no problem.

Then we thought about it some more and we added a slot on the outside edge that receives the banding on our new Tournament Series travel cover. Presto! Now this extrusion pulls triple duty as part of our snapless cover system.

The more you look into a Crestliner, the more you see that the stuff inside it is even prettier than the boat on the outside.

**SMOOTH EXTRUDED TRANSOM CAPS PROVE THAT
FORM DOES FOLLOW FUNCTION.**

Not only does our new, graceful transom design look better. It performs better. The one-piece extrusion is stronger than our previous system AND allows for superior fit & finish.




WE NEVER SIT ON OUR LAURELS.

Every boat in this book has our new Concept I and Concept DX chairs. You've never seen a boat seat like either one of them, because they don't exist anywhere else. Compression tests prove that these seats provide 33% better weight support than our previous seats (which were already incredibly comfortable). They even have rear-mount accessory pockets. The pictures show you how they're made, but to truly appreciate them, have a seat.



ONE OF OUR MISSIONS IS TO KEEP YOU DRY.



This little extrusion is a huge breakthrough. It's an extruded chine with a "tunnel" that grabs spray and deflects it back the water. Which means it doesn't get anywhere near you. Pretty cool eh?



BREATHE EASY, THE FISH ARE.

Fish in a livewell need oxygen. We give it to them with this little disc -- our new oxygen-making system. It's in the Tournament Series and our pros are jazzed about it because it keeps their walleyes healthy. If they weigh in a dead fish they get penalized. Now they don't give that a second thought.



**WE HOPE YOU ENJOY YOUR NEW CRESTLINER.
WE SURE ENJOYED BUILDING IT.**

SPORTFISH

2050 STERNDRIVE

2050 OUTBOARD

1850 STERNDRIVE

1850 OUTBOARD

1750 OUTBOARD



SPORTFISH 1850 O

FACTORY INSTALLED V



SPORTFISH 2050



2050 O/B



2050 STERNDRIVE

**IF YOU HAVEN'T A CARE IN THE WORLD,
THEN YOU PROBABLY ALREADY OWN A
SPORTFISH 2050.**

Have you ever experienced total relaxation? You'll find it aboard a big, Mercury-powered Sportfish 2050. This is our premium fish-and-ski creation, with every angling amenity and creature comfort we could pack within its wide beam. Get in and leave your cares, and the rest of the world, behind.

- A livewell/baitwell system, generous tackle storage, Concept DX fishing chairs and an easy-access rod locker are just a handful of the angling innovations on-board.
- Patented kicker motor "Pocket" is a troller's dream.
- The sterndrive has hi/lo rear jump seats; the O/B model has an optional conversion stern. Both feature our patented conversion bow that switches between lounging and fishing modes in seconds.
- Protect your Sportfish with our deluxe snap-on travel cover.
- Storage everywhere... even under the consoles!
- Ingenious "toe-holds" help give you leverage when fighting and landing fish.



SPORTFISH 1850/1750



1750 O/B





1850 STERNDRIVE
WITH PATENTED
KICKER "POCKET"



WHEN YOUR PARENTS SAID
"LIFE ISN'T ALL FUN AND
GAMES," THEY LIED.

They didn't mean to. They just didn't have a Sportfish that proved them wrong. Because the games never end when you spend a glorious summer day on a Sportfish powered by a High-Thrust Yamaha Four-Stroke Outboard. You'll fish and ski from dawn to dusk and never lose the smile on your face. And that's the truth.

- Versatility from bow to stern. Check out the conversion stern bench option. Hinged up and it's a comfortable lounge. Flip it down and presto! A big casting platform with two seat bases and a dual-access livewell. Very cool.
- Our livewell with a removable bait bag makes fishing easier and more productive.
- More patented conversions up front. This revolutionary bow design has no loose parts that need to be stowed. Everything is integrated, and converting from cruising to fishing modes takes just seconds.
- The windshield is extra-high for improved comfort and visibility.



O/B

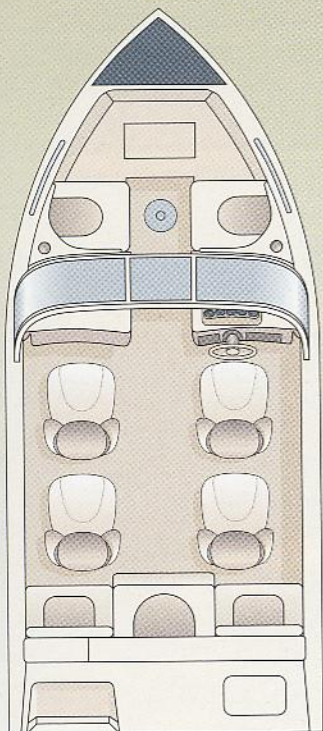
RY INSTALLED WITH:
YAMAHA

SPORTFISH

STANDARD FEATURES: • Dock-Gard Gunnel Bumper • Baked Armor
Paint • Breaker Switches At Dash • Automatic Bilge Pump • Courtesy
• Tilt Steering • Drink Holders • Grab Handles • Glove Box • Fire Ex
• Bow Backrest Cushions With Drink Holders • Bow/Stern Storage • Fl

POPULAR OPTIONS: • Battery Charger • Depth Finder • Bow Trolling Motor • Northwest Package With Vinyl Floors • Travel Cover • Convertible Top
• Full Enclosure • Swim Platform • Recirculating System For Stern Livewell • Sliding Driver's Chair • AM/FM/CD Stereo

SPORTFISH I/O



ALL FEATURES APPLY TO BOTH SPORTFISH MODELS. **BOLD** CAPTIONS REFER ONLY TO THE SELECT MODEL.

CONVERSION BOW WITH BUILT-IN BACKRESTS, DRINK HOLDERS AND 21-GALLON LIVEWELL

EXTRA-HIGH WALK-THROUGH WINDSHIELD WITH CRYSTAL-CLEAR SAFETY GLASS

FOUR CONCEPT DX FISHING CHAIRS ON SWIVEL PEDESTALS

LOCKABLE SIDE STORAGE AREAS

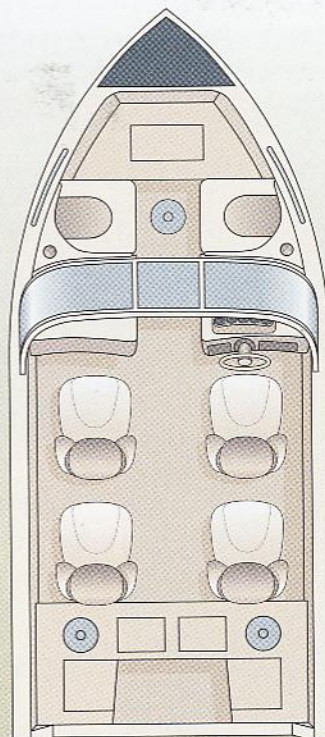
86" LOCKABLE ROD LOCKER WITH CONVENIENT ROD HOLDERS

TRU-V 17° UniWELD HULL DESIGN

HI/LO REAR JUMP SEATS CONVERT STERN FROM A LOUNGE TO AN EXPANDED, PADDED SUNDECK

STERN BAITWELL WITH MESH BAIT BAG

SPORTFISH O/B



NAVIGATION LIGHTS WITH HANDY BOW T

12/24-VOLT TROLLING MOTOR PANEL WI

STAINLESS STEEL BOW GRAB RAILS

TWO HIGH-PERFORMANCE MARINE SPEAKERS FOR GREAT STEREO SOUND

REDESIGNED HELM HAS CUSTOM INSTRUMENTS, BREAKER PANEL, 12-VOLT POWER OUTLET, TILT STEERING AND AM/FM/CASSETTE STEREO

TOE HOLDS (PORT/STARBOARD) GIVE YO AND ENHANCE SAFETY WHEN FIGHTING F

SEVEN BASE LOCATIONS FOR TI CONCEPT DX CHAIRS

OPTIONAL CONVERSION STERN DOUBLES AS A PADDED LOUNGE. LARGE CASTING PLATFORM WITH SEAT BASES AND A DUAL-ACCE LIVEWELL (PHOTOS ON PAGE 9)

	SPORTFISH 2050 I/O	SPORTFISH 2050 O/B	SPORTFISH 1850 I/O	SPORTFISH 1850 O/B	SPORTFISH 1750
OVERALL LENGTH	20'1" (6.1M)	20'1" (6.1M)	18'2" (5.5M)	18'2" (5.5M)	17'1" (5.2M)
MAXIMUM BEAM	99" (251CM)	99" (251CM)	95" (241CM)	95" (241CM)	89" (226CM)
MAX. TRANSOM BEAM	99" (251CM)	99" (251CM)	95" (241CM)	95" (241CM)	89" (226CM)
MAXIMUM DEPTH	45" (114CM)	45" (114CM)	41" (104CM)	41" (104CM)	41" (104CM)
MAX. COCKPIT DEPTH	29" (74CM)	29" (74CM)	27" (69CM)	27" (69CM)	26" (66CM)
APPROX. WEIGHT	2460# (1116KG)	1630# (739KG)	2105# (955KG)	1470# (667KG)	1300# (590KG)
MAX. WEIGHT CAPACITY	1850# (839KG)	1925# (873KG)	1280# (580KG)	1625# (737KG)	1425# (646KG)
MAXIMUM H.P.	3.0L-5.0L	225	3.0L-4.3L	175	140
FUEL CAPACITY	54 GAL. (204L)	54 GAL. (204L)	39 GAL. (148L)	39 GAL. (148L)	33 GAL. (125L)
ALUM. GAUGE/BOTTOM	.125	.125	.100	.100	.100
ALUM. GAUGE/SIDES	.090	.090	.090	.090	.090
ALUM. GAUGE/TRANSOM	.125	.125	.125	.125	.125

AVAILABLE IN PEBBLE BASE AND ALL 2004 CRESTLINER ACCENT COLORS

SUPER HAWKS

2000 STERNDRIVE

2000 OUTBOARD

1800 STERNDRIVE

1800 OUTBOARD

1700 OUTBOARD

1600 OUTBOARD



SUPER HAWK 1800 O/B

MERCURY
"1 On The Water"

SUPER HAWK 2000



EVINRUDE

CRESTLINER

CRESTLINER

2000 Super Hawk

STERNDRIVE


O/B

EVINRUDE 

SOME NEW THINGS NEVER GET OLD.

The Super Hawk 2000 was a brand new model in 2003, and this year it's just as fresh. The first thing you'll think when you see one is 'oh man, that's big.' Then you'll begin daydreaming about all the fun you'll have on the water with family and friends, new and old.

- The sterndrive model has our unique conversion stern with hi/lo jumpseats. Hang the seat bottoms in the lower position and you've got two great chairs. Put them up high and you instantly create a big sundeck.
- Great starboard side storage keeps frequently-used items within easy reach.
- Port storage includes a lockable compartment with hinged access door and rod holders inside.
- Our rugged, attractive swim platform is a popular option on all Super Hawks.
- Your Super Hawk will accelerate quickly with a spirited Evinrude Outboard.
- This boat's strength and smooth, sleek style comes from the UniWeld tongue-in-channel construction that carries our LIFETIME Plus 3 Protection Plan.



SUPER HAWK 1800

1800 STERNDRIVE

1800 Super Hawk

CRESTLINER

CRESTLINER

1800 Super Hawk

1800 O/B



TV'S RON SCHARA
AND RAVEN LOVE
THEIR CRESTLINER,
AND YOU WILL TOO.



WHEN WE SAY THIS BOAT IS "GRAND,"
WE MEAN IT.

Every day, thousands of Super Hawks catch thousands of fish, teach thousands of kids to ski, and create thousands of warm memories. It's one of our grandest, most popular models because it has something for everyone. When you see a Mercury-powered Super Hawk, you'll understand what it has in store for you.

- Anglers asked for quick-access storage and we delivered with handy cubby holes for tackle, sunglasses, rods, reels and more.
- You also get a nice stern livewell with a mesh bait bag to make rigging minnows faster and easier.
- Add an optional convertible top or full enclosure to your Super Hawk and you can keep fishing in inclement weather while everyone else runs for the landing.



MERCURY
'1 On The Water

UPER HAWK 1700/1600






1700 O/B



1600 O/B



THERE'S A TIME AND A PLACE FOR EVERYTHING. THIS IS THE PLACE.

If your idea of quality time involves water, sun, fishing and fun, you've come to the right place. You can do it all in a Super Hawk 1600 or 1700. Fish, ski, lounge or race across the lake just for the fun of it.

Because a Super Hawk with a fuel-efficient Yamaha Four-Stroke Outboard is as versatile as you are, any place you take it.

- You think that casting deck is great? Then you'll love the carpeted storage compartments and 27-gallon livewell underneath it!
- The dual-hinged door on the Super Hawk rod locker clears completely out of the way to make gear management safe and simple.
- The 1600s and 1700s have virtually every feature of their 18- and 20-foot Super Hawk cousins, including our new helm with easy-to-read instruments and breaker switches.
- Tru-V 11° UniWeld hull fires out of the hole, gets on-plane fast and rides like a dream.



FACTORY INSTALLED WITH:



SUPER HAWK

STANDARD FEATURES: • Dock-Gard Gunnel Bumper • Baked Armor-Guard Paint • Breaker Switches At Dash • Bilge Pump • Courtesy Lights • Drain Holders • Grab Handles • Glove Box • Fire Extinguisher • Floor Drains • Stern, Bow And Under-Console Storage

POPULAR OPTIONS: • Battery Charger • Depth Finder • Bow Trolling Motor • Northwest Package With Vinyl Floors • Travel Cover • Convertible Top • Swing Seat • AM/FM/Cassette Or AM/FM/CD Stereo With Two Speakers • Tilt Steering Wheel

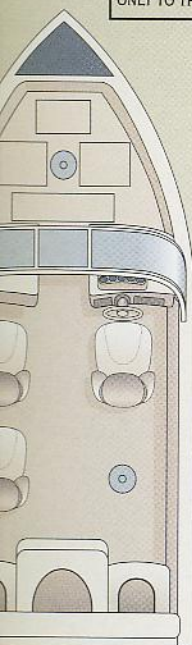
1800, 2000 I/O

1800, 2000 O/B

1700 O/B

1600 O/B

FEATURES APPLY TO ALL SUPER HAWK MODELS. BOLD CAPTIONS REFER ONLY TO THE SELECT MODEL.



12/24-VOLT TROLLING MOTOR PANEL WITH TRIM SWITCH

BUILT-IN FUEL TANK

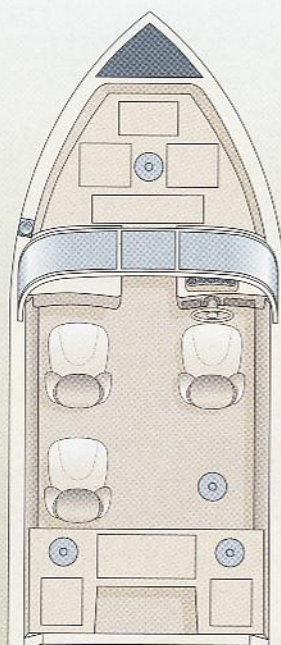
TALL WALK-THROUGH WINDSHIELD

CONCEPT DX FISHING CHAIRS

TOE HOLDS (PRT/STBD)

DOCK-GARD GUNNEL BUMPER

ALTERNATIVE STERN WITH JUMP SEATS THAT FUNCTION AS CHAIRS (LOW SETTING) OR AS A PADDED DECK (HIGH SETTING)



NAVIGATION LIGHTS WITH BOW TASK LIGHT

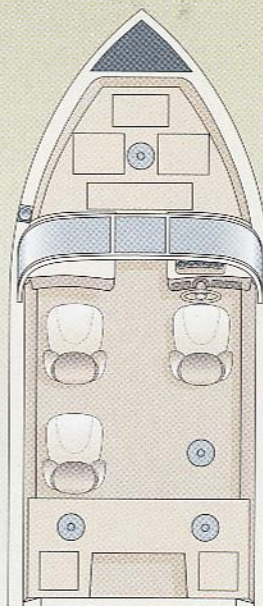
BOW STORAGE COMPARTMENTS, BENEATH THE BIG CASTING DECK

PREMIUM HELM WITH CUSTOM INSTRUMENTS, SPORT STEERING WHEEL AND UNDER-CONSOLE STORAGE

BAKED ARMOR-GUARD PAINT AND VIBRANT GRAPHICS

NEW EXTRUDED TRANSCOM CAP IS AS STRONG AS IT IS STYLISH

STERN CASTING DECK HAS TWIN SEAT BASES, BATTERY STORAGE AND LIVEWELL. AN OPTIONAL CONVERSION STERN BENCH IS ALSO AVAILABLE ON THE 1800 & 2000 O/B



PLENTY OF UNDER-PLATFORM STORAGE

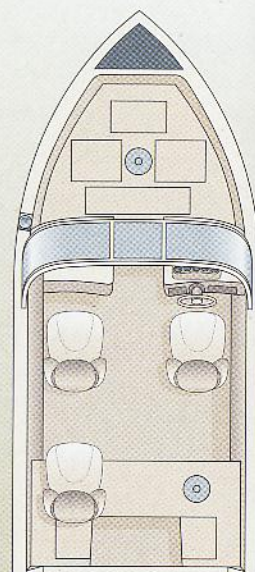
LARGE BOW LIVEWELL WITH FLOOR-PLUMBING

X.G.S. EXTRUDED GUNNEL SYSTEM

AMBER COCKPIT COURTESY LIGHTS

EASY-ACCESS BATTERY AND OIL RESERVOIR COMPARTMENTS

WELDED-IN KEEL. NOT "APPLIED" LIKE YOU GET WITH OTHER FASTENING METHODS.



SMOOTH EXTRUDED TRANSCOM CAP

	SUPER HAWK 2000 O/B	SUPER HAWK 2000 I/O	SUPER HAWK 1800 O/B	SUPER HAWK 1800 I/O	SUPER HAWK 1700	SUPER HAWK 1600
OVERALL LENGTH	20'1" (6.1M)	20'1" (6.1M)	18'2" (5.5M)	18'2" (5.5M)	17'7" (5.4M)	16'3" (5.0M)
MAXIMUM BEAM	99" (251CM)	99" (251CM)	95" (241CM)	95" (241CM)	90" (230CM)	87" (221CM)
MAX. TRANSCOM BEAM	99" (251CM)	99" (251CM)	95" (241CM)	95" (241CM)	90" (230CM)	87" (221CM)
MAXIMUM DEPTH	45" (114CM)	45" (114CM)	41" (104CM)	41" (104CM)	37" (95CM)	35" (89CM)
MAX. COCKPIT DEPTH	29" (74CM)	29" (74CM)	27" (69CM)	27" (69CM)	28" (71CM)	26" (66CM)
APPROX. WEIGHT	1630# (739KG)	2460# (1116KG)	1470# (667KG)	2105# (955KG)	1135# (515KG)	1000# (454KG)
MAX. WEIGHT CAPACITY	1925# (873KG)	1850# (839KG)	1625# (737KG)	1280# (580KG)	1305# (591KG)	1295# (588KG)
MAXIMUM H.P.	225	3.0L	175	3.0L	125	90
FUEL CAPACITY	54 GAL. (204L)	54 GAL. (204L)	39 GAL. (148L)	39 GAL. (148L)	17 GAL. (64L)	17 GAL. (64L)
DRAUGHT GAUGE/BOTTOM	.125	.125	.100	.100	.090	.090
DRAUGHT GAUGE/SIDES	.090	.090	.090	.090	.090	.090
DRAUGHT GAUGE/TRANSCOM	.125	.125	.125	.125	.125	.125

AVAILABLE IN PEBBLE BASE AND ALL 2004 CRESTLINER ACCENT COLORS


TOURNAMENT SERIES

202 DUAL CONSOLE
202 SIDE CONSOLE
192 DUAL CONSOLE
192 SIDE CONSOLE

TOURNAMENT SERIES 202 DC



FACTORY INSTALLED
 **YAMAHA**



IT WON THE WAL-MART RCL WALLEYE CHAMPIONSHIP
AND IT WILL WIN YOU OVER TOO.

When Bruce Samson hoisted the \$300,000 check at the RCL Championship, he showed the world that Crestliner wins on the water. With every fishing feature imaginable, Crestliner Tournament Series boats have the power to win the champion in everyone.

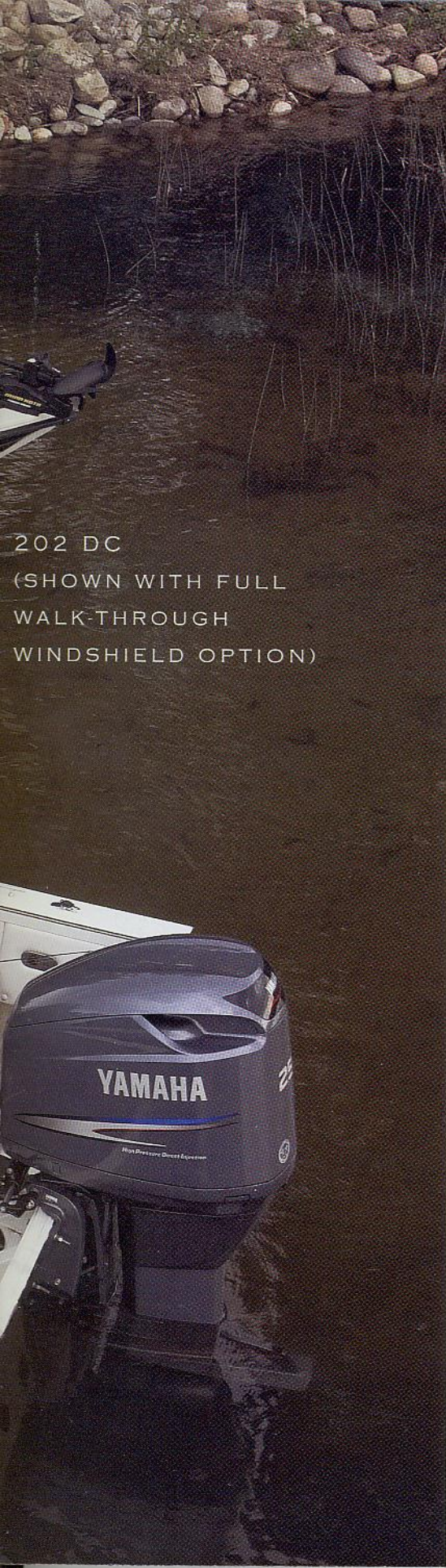
TOURNAMENT SERIES 202



202 DC

FACTORY INSTALLED WITH:





202 DC
(SHOWN WITH FULL
WALK-THROUGH
WINDSHIELD OPTION)



202 DC WITH OPTIONAL RCL PACKAGE.


RICK OLSON SWITCHED. JIMMY BELL SWITCHED.
SCOTT FAIRBAIRN SWITCHED. ERIC NAIG
SWITCHED. DO YOU SEE A PATTERN DEVELOPING?

Premier walleye pros are switching to the Crestliner
Tournament Series 202. If you ask them why, they'll tell you
it's because the 202 is tougher, has a smarter layout, a better
ride and the features that help them catch more walleyes.
Care to join them?

- Everything is designed to help you catch more fish, including the bow baitwell with a removable bait bag.
- If you fish hard, you carry plenty of gear. The 202 has places for all of it. Check out the storage in the bow alone!
- Our pros asked for a huge livewell and dry boxes in the stern. We listened, and even added an oxygenating system in the livewell to help keep fish healthy.
- The RCL Package option comes with satin-polished pull-up rope cleats, logo'd carpet and other graphic touches.
- RCL tournament winner Dan Plautz's Yamaha-powered Tournament Series turns a lot of heads on the water.



TOURNAMENT SERIES 192



192 SC

Johnson 

R CRESTLINER TORY!

Rick Walter holds
the "money" fish
him \$90,000 in
izes at the Devils
vent.




192 DC

19 FEET OF FISH-CATCHING, ADRENALINE-PUMPING, ENVY-INDUCING INNOVATION.

The 192 is the 202's kid brother - with all the competition-caliber innovations that make it a Tournament Series. As tough as it is beautiful, the loaded 19-foot Tournament Series brings out the best in every angler who owns one - and jealousy in those who do not.

- The newly-designed console is a fish-finding command center, with plenty of dash space for your electronics.
- The 192 DC's port console will be greatly appreciated by your partner when you're flying across the lake. It comes with a roomy glove box. And note the convenient under-console storage area.
- The RCL Package is available on the 192 also, with custom-embroidered RCL carpet.
- The rod locker is a thing of beauty. Like other storage compartments, it's lined with vinyl for quick drying and easy care.
- The butt seat is a very popular option. It has two grommets for hanging towels, tools and other accessories.
- Under-gunnel mesh storage is a slick way to keep essential items within reach.
- Johnson Outboards deliver maximum power and amazing durability.



TOURNAMENT SERIES

STANDARD FEATURES: • AM/FM/Cassette Stereo With Two Speakers • trolling motor outlet • Dock-Gard Gunnel Bumper • Baked Armor-Guard
 • Automatic Bilge Pump • Rod Savers • Drink Holders • Grab Handles •
 Box • Fire Extinguisher • Floor Drains • Tru-V 17° UniWeld Hull Design
 PACKAGE INCLUDES: • Battery Charger • Depth Finder • Bow Trolling Motor • Northwest Package With Vinyl Floors • Travel Cover • AM/FM/CD Stereo Upgrade
 Walk-Through Windshield • Butt Seat With Pedestal • Tournament Wrap Graphics Package (as seen in "Team Crestliner" boats below)
 PACKAGE INCLUDES: • Stainless Steel Hand Rails • Logo'd Carpet • Pull-up Cleats • Logo On Livewell • "Team" Graphics On Windscreens/Windshield



ERIC NAIG




TUCK FRANKLIN



TUCK OLSON



JIMMY BELL & "TEAM BELL"




RON SCHARA AND RAVEN



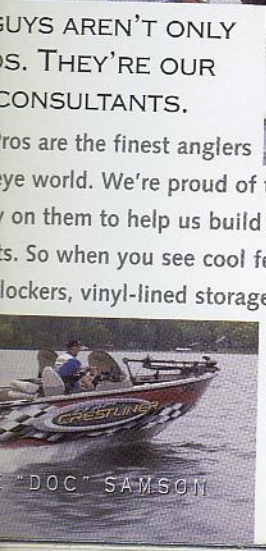
SCOTT FAIRBAIRN



DAVE HANSON



TERRY WILSON



"DOC" SAMSON

...GUY'S AREN'T ONLY...
 ...S. THEY'RE OUR...
 ...CONSULTANTS...
 ...ros are the finest anglers...
 ...ye world. We're proud of them every time they hit the water...
 ...y on them to help us build the world's best welded aluminum...
 ...ts. So when you see cool features like our extruded chines...
 ...lockers, vinyl-lined storage compartments and oxygenated...
 ...livewells - don't thank us...
 Thank them.



TOURNAMENT SERIES 202/192

BOW BAITWELL WITH REMOVABLE BAIT BAG KEEPS MINNOWS AND LEECHES CLOSE FOR MORE PRODUCTIVE FISHING

COLOSSAL BOW STORAGE BENEATH TWO LARGE DOORS

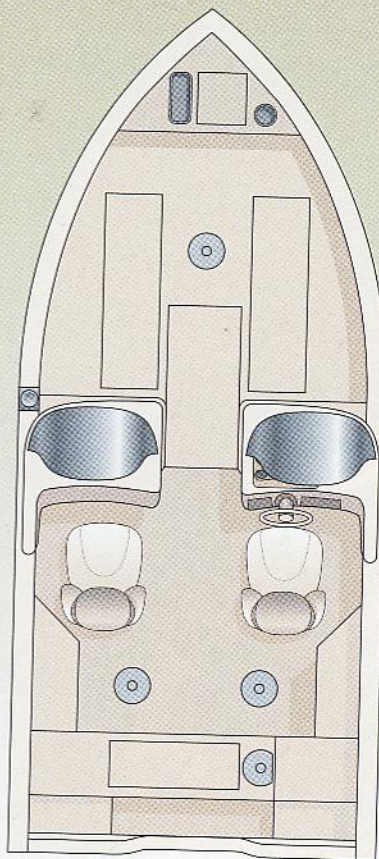
LOCKABLE, LIGHTED ROD MANAGEMENT SYSTEM HOLDS RODS IN INDEPENDENT TUBES

EXTRUDED DECK IMPROVES HULL STRENGTH, PROVIDES EASY ACCESS TO WIRING AND SERVES AS A "SNAPLESS" TRAVEL TOP ANCHOR

CONCEPT DX FISHING CHAIRS WITH SIX BASE LOCATIONS

TWO DRY-STORAGE BOXES KEEP HAND-HELD GPS UNITS, CELL PHONES AND OTHER ITEMS SECURE

25" QUICK-SHOT™ TRANSOM AND TRU-TRAC™ ROCK-GARD KEEL FOR TOP PERFORMANCE



12/24-VOLT TROLLING MOTOR OUTLET WITH TRIM SWITCH

BOW ACCESSORY TRAY - FOR JIGS AND OTHER SMALL ITEMS. WE ALSO ADDED A BEVERAGE HOLDER UP FRONT FOR YOUR CONVENIENCE

BOW CARGO NETTING IS GREAT FOR MAPS, TACKLE TRAYS AND MORE

AWE-INSPIRING HELM WITH CUSTOM INSTRUMENTS, TACHOMETER, STEERING, BREAKER PANEL, MASTER POWER SWITCH, POWER OUTLET, SLEEK TINTED WINDSCREEN AND MUCH MORE

AMBER COCKPIT COURTESY LIGHTS

37-GALLON RECIRCULATING LIVEWELL WITH LIGHT, REMOTE DRAIN AND AN INNOVATIVE OXYGEN SYSTEM TO KEEP YOUR CATCH LIVELY (A BIG ADVANTAGE IN TOURNAMENTS WHERE WEIGHT IS DEDUCTED FOR DEAD FISH)

	TOURNAMENT SERIES 202	TOURNAMENT SERIES 192
OVERALL LENGTH	20'2" (6.1M)	19'2" (5.8M)
MAXIMUM BEAM	100.5" (255CM)	95" (241 CM)
MAX. TRANSOM BEAM	100.5" (255CM)	95" (241 CM)
MAXIMUM DEPTH	41" (104CM)	37" (94CM)
MAX. COCKPIT DEPTH	22.75" (58CM)	20" (51CM)
APPROX. WEIGHT	1425# (646KG)	1360# (617KG)
MAX. WEIGHT CAPACITY	2100# (952KG)	1425# (646KG)
MAXIMUM H.P.	250	200
FUEL CAPACITY	60 GAL. (227L)	54 GAL. (204L)
ALUM. GAUGE/BOTTOM	.125	.125
ALUM. GAUGE/SIDES	.090	.090
ALUM. GAUGE/TRANSOM	.125	.125

AVAILABLE IN PEBBLE BASE AND ALL 2004 CRESTLINER ACCENT COLORS

FISH HAWK™

1850 DUAL CONSOLE
1850 SIDE CONSOLE
1750 DUAL CONSOLE
1750 SIDE CONSOLE
1750 TILLER
1650 SIDE CONSOLE
1650 TILLER




1850 FISH HAWK™ DC
(WITH OPTIONAL
FIELD & STREAM PACKAGE)

Johnson 

FISH HAWK™ 1850




1850 SC



1850 DC

(WITH OPTIONAL FIELD & STREAM PACKAGE)





Johnson 




1850 SC
(WITH OPTIONAL MUSKIE PACKAGE)

WHEN THEY ASK “WHERE’S YOUR FAVORITE PLACE TO FISH,” JUST POINT TO THE BOAT. Looking for a fishing spot that always produces? You found it. Whether your prey is a 30-pound musky, a 30" walleye or a limit of bluegills, the Fish Hawk™ 1850 has you covered. Own one and it will immediately become the best place you’ve ever fished.

- We packed this baby with storage compartments to keep you more organized and productive on the water.
- If you’re the type who wants to be unique, ask your Crestliner dealer about the Field & Stream Edition. In addition to deluxe embroidery on the carpet, this optional package includes hull and windscreen graphics, tilt steering, a butt seat and our AM/FM/CD stereo upgrade.
- We redesigned the livewell for easier access and now include a snap-in/snap-out bait bag. You’ll rig faster, which ultimately means you’ll catch more fish.
- You “Esox” hunters will love the Fish Hawk 1850’s optional Muskie Package. It includes a butt seat and our recirculating livewell system with timer.
- Trust your Fish Hawk to the smooth power of a Johnson Four-Stroke Outboard.



FISH HAWK™ 1750




1750 SC

MERCURY
#1 On The Water



1750 DC



1750 TILLER



**EVERY BOAT BUILDER
NEEDS A FLAGSHIP.**

As the best-selling fishing boat in Crestliner history, the Fish Hawk™ 1750 is our flagship for family

fishing. With a dependable Mercury Outboard, it also has a can-do attitude for competitive angling, because it's built "UniWeld" tough and outfitted with tournament-inspired features that make you a winner.

- The new Concept DX chairs are incredibly comfortable, extremely resilient and totally impenetrable by water. Take a seat in one and you really won't want to come off the water.



**FISH HAWK™ 1750s
CAN COMPETE AT
THE TOP LEVEL!**

At the Wal-Mart RCL Walleye Championship on the Mississippi at Red Wing, Minnesota. Curt Poquette showed up to compete in his Crestliner Fish Hawk 1750. He made the finals and took home a check for \$14,000! Though smaller than the Tournament Series, Curt proved that the Fish Hawk is a serious contender for any fish on any water.



- You'll get all tingly behind the wheel even before you punch the throttle. Look at that helm! It's redesigned for the utmost in function and style.
- With our LIFETIME Plus 3 Protection Plan, the Fish Hawk could be the last boat you ever buy!




FISH HAWK™ 1650





1650 TILLER




AS DEEP AS YOUR LOVE FOR FISHING.

If you're passionate about fishing, climb into a Fish Hawk™ 1650. While it is the most

compact of all Fish Hawks, its 87" beam and 35" depth give this boat a layout as big as your love for the sport. At the helm it's pure adrenaline. On the casting deck or in a Concept DX chair, it's angling paradise. And on the wallet it's surprisingly easy.

- Keep your favorite graphite outfits and other valuable gear protected in Fish Hawk's large rod locker.
- With four base locations on board, you'll always have a perfect place for your Concept DX pedestal chairs.
- For added utility, we built a storage port into the back of the Concept DX. It's great for jig boxes, sunglasses, your hand-held GPS or whatever you need to keep nearby.
- With a High-Thrust Yamaha Outboard, the Tru-V 11° UniWeld Hull gets up on plane fast and handles beautifully. Boat control is also a joy when trolling with the outboard or bow-mount.
- Trailers easily AND handles big water... what a deal!



ORY INSTALLED WITH:

YAMAHA

FISH HAWK™

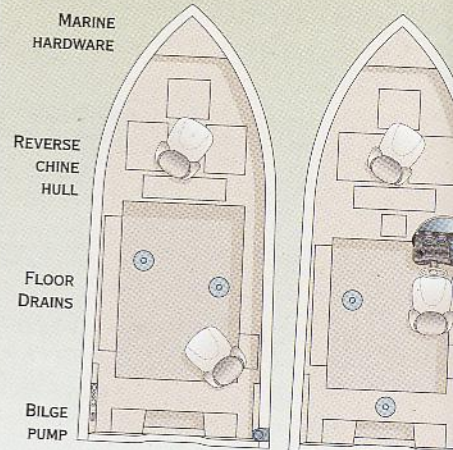
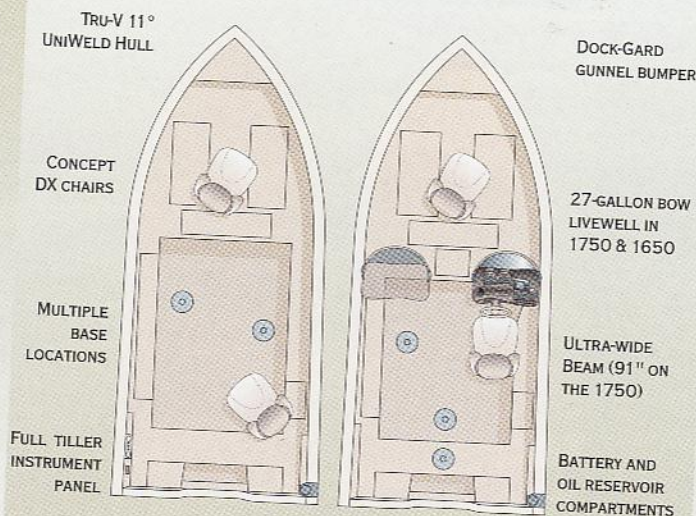
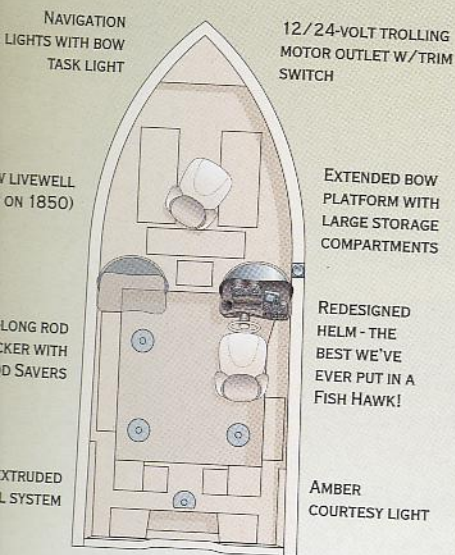
STANDARD FEATURES: • Baked Armor-Guard Paint With 2004 Gra
 • Grab Handle • Fire Extinguisher

POPULAR OPTIONS: • Battery Charger • Depth Finder • Bow Trolling Motor • Northwest Package With Vinyl Floors • Travel Cover • Recirculating Live
 System With Light And Timer • Tilt Steering Wheel • AM/FM/Cassette Or AM/FM/CD Stereo With Two Speakers

1850

1750

1650



FEATURES APPLY TO ALL FISH HAWKS. ITEMS UNIQUE TO SPECIFIC MODELS ARE NOTED.

	FISH HAWK™ 1850	FISH HAWK™ 1750	FISH HAWK™ 1650
OVERALL LENGTH	18'3" (5.6M)	17'2" (5.2M)	16'0" (4.8M)
MAXIMUM BEAM	95.5" (243CM)	91" (231CM)	87" (221CM)
MAX. TRANSOM BEAM	95.5" (243CM)	91" (231CM)	87" (221CM)
MAXIMUM DEPTH	35" (89CM)	35" (89CM)	35" (89CM)
MAX. COCKPIT DEPTH	24" (61CM)	24" (61CM)	24" (61CM)
APPROX. WEIGHT	1300# (590KG)	1100# (499KG)	880# (399KG)
MAX. WEIGHT CAPACITY	1360# (617KG)	1450# (658KG)	1200# (544KG)
MAXIMUM H.P.	150	125 (TILLER: 80)	90 (TILLER: 60)
FUEL CAPACITY	31 GAL. (117L)	24 GAL. (91L)	18 GAL. (68L)
ALUM. GAUGE/BOTTOM	.100	.090	.090
ALUM. GAUGE/SIDES	.090	.080	.080
ALUM. GAUGE/TRANSOM	.125	.125	.125

AVAILABLE IN PEBBLE BASE AND ALL 2004 CRESTLINER ACCENT COLORS

ANGLERS/CANADIANS


ANGLER 1600 SIDE CONSOLE
ANGLER 1600 TILLER
ANGLER 1400 SIDE CONSOLE
ANGLER 1400 TILLER

CANADIAN 18 SIDE CONSOLE
CANADIAN 18 TILLER
CANADIAN 16 SIDE CONSOLE
CANADIAN 16 TILLER
CANADIAN 14 SIDE CONSOLE
CANADIAN 14 TILLER

CANADIAN 18 TIL



ANGLER 1400 TILLER




ANGLER 1400/1600



1400 TILLER





1600 SC

Johnson 



1400 SC

1600 TI

**FISH BIOLOGISTS CREATE HYBRIDS.
WE DO TOO.**

The Angler Series is a cross between our Fish Hawk™ and Canadian. It has every feature you need to succeed. With reliable Johnson Outboard power, you get it all at a price that's surprisingly compact. So if you're torn between a Fish Hawk™ and a Canadian, this hybrid's for you.

- Our new Concept I fishing chairs are unlike any you've seen before in the marine industry. They look like a hybrid between a conventional chair and a butt seat. They're super-durable and boy are they comfortable!
- You get everything you need in these Anglers, including UniWeld construction, a big livewell, bow storage and a roomy, lockable rod compartment.
- The 12/24-volt trolling motor outlet is wired and ready-to-go when you are.
- You'd expect to find a console like this only on more expensive boats. Yet another way Crestliner combines quality and value.
- Of course it has the LIFETIME Plus 3 Protection Plan... It's a welded Crestliner.



CANADIAN 18/16/14




18 TILLER

FACTORY INSTALLED WITH:





16 SC



14 TILLER

16 TILLER

THESE ARE TOUGH, SMART, HARD-WORKING FISHING BOATS, EH?

When Canadian guides and outfitters asked us to design a boat that worked as hard as they did, we delivered with the Canadian 18. For 2004, we're pleased to introduce the same tough boat in 14- and 16-foot models. Whichever side of the border you're on, the Canadian is ready.

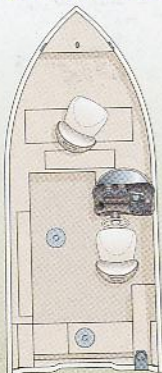
- This bow has it all: deep storage, a livewell, pedestal base and a trolling motor outlet.
- You get great features like dry storage, a floor perimeter gasket seal, rod holders and a tool/tackle rack.
- Comfortable Concept 1 chairs are built for hard use. Two per Canadian, standard.
- Two new options for 2004 are console steering and stainless steel bow rails.
- Enjoy your Canadian with a fuel-efficient Yamaha Four-Stroke Outboard.



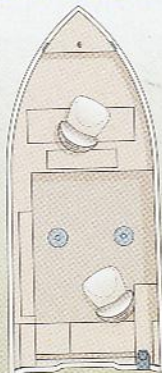
ANGLER

STANDARD FEATURES: • Baked Armor-Guard Paint • Deck Gunnel • Navigation Lights With Bow Task Light • Tru-V Uni Livewell • Bilge Pump • Concept I Chairs • 16-Oz. Marine Storage • Trolling Motor Outlet • Treated Panel Flooring With Warranty • Deluxe helm (SC); Switch Panel (Tiller)

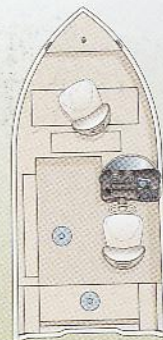
ANGLER 1600 SC



ANGLER 1600 TILLER



ANGLER 1400 SC



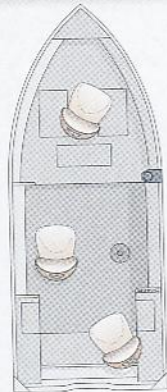
ANGLER

OPTIONS: • Battery Charger • Depth Finder • Bow Trolling Motor • Northwest Package Vinyl Floors • Travel Cover • AM/FM/Cassette w/Two Speakers

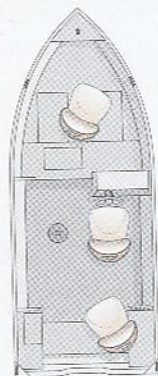
CANADIAN

STANDARD FEATURES: • Armor-Guard Paint • Deck Cleats • Navigation Lights • Splash Rails • Tru-V UniWeld Hull With Center Keel • Aerated Livewell • Bilge Pump • Concept I Chairs • Rod/Paddle Holder • Trolling Motor Outlet • Treated Panel Lifetime Warranty • Vinyl Floor With Perimeter Gasket

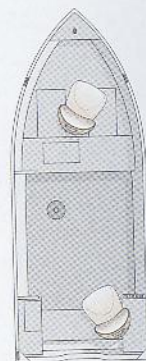
CANADIAN 18



CANADIAN 16
SHOWN WITH
CONSOLE
OPTION



CANADIAN 14



POPULAR
Charger •
Trolling M
Rails • AL

	ANGLER 1600	ANGLER 1400	CANADIAN 14	CANADIAN 16	CANADIAN 18
OVERALL LENGTH	16'0" (4.8M)	14'1" (4.28M)	14'7" (4.4M)	16'7" (5.0M)	18'0" (5.49M)
MAXIMUM BEAM	84" (214CM)	83" (212CM)	73" (185CM)	75" (190CM)	79" (200CM)
MAX. TRANSOM BEAM	84" (214CM)	83" (212CM)	73" (185CM)	75" (190CM)	79" (200CM)
MAXIMUM DEPTH	35" (89CM)	35" (89CM)	33.5" (85CM)	33.5" (85CM)	32" (81CM)
MAX. COCKPIT DEPTH	22" (56CM)	22" (56CM)	22" (56CM)	22" (56CM)	21" (53CM)
APPROX. WEIGHT	860# (390KG)	752# (341KG)	654# (297KG)	704# (319KG)	810# (367KG)
MAX. WEIGHT CAPACITY	1200# (544KG)	986# (447KG)	1010# (458KG)	1000# (453KG)	1000# (453KG)
MAXIMUM H.P.	75 (TILLER: 60)	60 (TILLER: 50)	40	50	60
FUEL CAPACITY	17 GAL. (64L)	PORTABLE	PORTABLE	PORTABLE	17 GAL. (64L)
ALUM. GAUGE/BOTTOM	.090	.090	.080	.080	.100
ALUM. GAUGE/SIDES	.080	.080	.080	.080	.090
ALUM. GAUGE/TRANSOM	.125	.125	.090	.090	.100

ANGLERS ARE AVAILABLE IN PEBBLE BASE AND ALL 2004 CRESTLINER ACCENT COLORS
CANADIANS COME IN SILVER BAY COLOR ONLY (WITH SPECKLED INTERIOR)

BASS/CRAPPIE BOATS

CXP 185 PAD

CX 1754

CMV 1850

CX 1754 CRAPPIE

CMV 1750

CX 1650

CX 1860

C5 16 S5

CMV 1850

 **SUZUKI**
MARINE

CXP 185/CMV 1850/1750



CXP 185 PAD



CMV 1850






TAKE A NEW LOOK AT BASS BOAT INNOVATION.

The **CMV SERIES** is an all-new Crestliner bass creation. It's built on a remarkably wide and stable mod-V hull and with high platforms that bass and muskie anglers will love.

The only thing more impressive than the **CXP 185's** interior is the hull that lies beneath. It has a revolutionary sweep-back transom and hull "pad" that puts the prop in clean water for superior performance.

CXPs and CMVs SHARE THE FOLLOWING INNOVATIONS:

- Generous compartments beneath a huge bow casting platform.
- Center rod locker holds a lot of gear and locks to keep it secure.
- Tuck-under storage keeps essential items close.
- The new SL3 helm is a work of art in terms of styling, durability, ease of viewing and function. Plus there's even MORE storage area beneath the console.
- Concept DX driver and port chairs plus a folding seat between. Concept I bow and stern fishing chairs provide the support of a full chair and the versatility of a butt seat.
- Divided, 26-gallon aerated stern livewell outfitted with Flow-Rite plumbing and premium latches.
- 41-gallon fuel capacity gets you way out and back again (24-gallon tank in the CMV 1750).
- Nice features like Rod Savers and grab handles, standard.
- **WOOD-FREE!** All aluminum (floors, doors, everything) plus a composite transom.



CX 1860 / 1754 / 1650 / 16SS

CX 1754 CRAP



MERCURY
#1 On The Water



CX 1650



**PUT YOUR MONEY WHERE YOUR
PAPERMOUTH IS WITH THE
CX 1754 CRAPPIE**

Crappie anglers are a lot like the fish they pursue. They're finicky. So we built a boat that's tailored specifically for "papermouth" crappies. From the livewell design to our triple-seat bow platform, the CX Crappie has all the stuff you slab-hunters have asked for - and all at a great price.

"CX" STANDS FOR "DIVERSITY."

The Crestliner CX Series just keeps getting better and more specialized. From the popular CX 1754 and 1860 bass boats to the Crappie and Stick Steer models, you're sure to find one that's as diverse as you are. Every boat is jam-packed with storage compartments for all your gear, as well as big livewells for bass, crappies, catfish or whatever flavor you savor.

- Every CX is built on our famous mod-V UniWeld hull for great speed and stability. Add a quiet, dependable Mercury Outboard and head for the action!
- Concept DX cruising chairs combined with Concept I fishing chairs on swivel pedestals take comfort to the next level.
- Super-wide beams maximize casting platform size and sub-surface storage area.
- All aluminum floors, composite transoms and heavy-duty deck gunnels ensure eons of dependable performance and great fishing.




CX 1860



BASS/CRAPPIE BOATS

POPULAR OPTIONS: • Battery Charger • Depth Finder • Bow Trolling Motor (except on CS 165S) • Butt Seat Exchange for Concept I Chair (except on CS 165S) • Tilt Steering • Recirculating Livewell System With Light And Timer (except on CS 165S) • Tilt Steering • Recirculating Livewell System With Light And Timer (except on CS 165S) • AM/FM/Cassette Stereo And Two Speakers (except CS 165S) • AM/FM/CD Stereo With Two Speakers (CXP/CMV Series only) • AM/FM/CD Stereo And Two Speakers (except CS 165S) • AM/FM/CD Stereo With Two Speakers (CXP/CMV Series only)

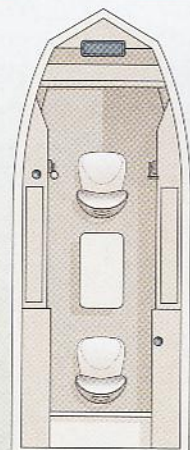
CMV 1750/1850



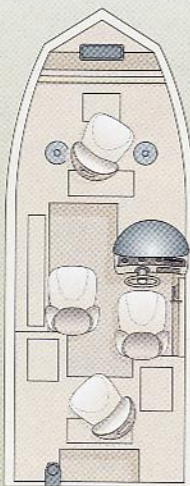
STANDARD FEATURES INCLUDE:
 • 29-Gallon Livewell • Huge Rod Locker
 • Cast Casting Platform With Cavernous
 Storage • Extruded Gunnel System
 • 12/24-Volt Trolling Motor Panel With
 Tilt Switch • New Shallow-V Hull
 Design Is Fast And Stable

OPTIONAL MUSKIE PACKAGE:
 • Recirculating Livewell System • Butt
 Seat With Pedestal • "Muskie Edition"
 Electronics Package

CS 165S/CX 1754 CRAPPIE



LEADING CS 165S
 FEATURES INCLUDE:
 • EZY-Glide Stick
 Steering System • 29-
 Gallon Center Livewell
 • Big Rod Storage Area
 • Trolling Motor Panel
 • Storage Under Seats

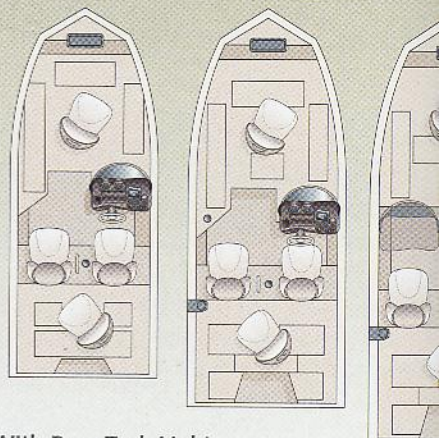


CX 1754 CRAPPIE
 INNOVATIONS: • 3
 Bow Seat Bases For
 Concept I Chairs • 19-
 Gallon Bow Livewell
 • 13-Gallon Stern
 Livewell • 12/24-Volt
 Trolling Motor Panel
 • Beautiful New
 Console Design With
 Custom Dash

CX 1650/1754/1860

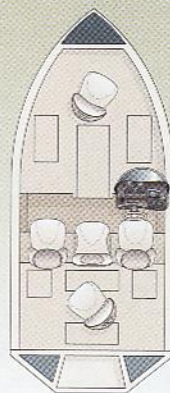
LEGENDARY CX
 ADVANTAGES:
 • Wide Beam For
 Terrific Stability
 • Port And
 Starboard Rod
 Storage • 29-
 Gallon Stern
 Livewell With
 Divider •

Navigation Lights With Bow Task Light
 • Battery And Oil Compartments • Bilge Pump



CXP 185

FAVORITE FISHING FEATURES: • Revolu-
 tionary "Pad" Hull Design For Better Hole-Shot
 Planing And Superior Control • Lots Of
 Storage Plus A 26-Gallon Aerated Livewell
 With Divider • X.G.S. Extruded Gunnel
 System • Hydraulic Steering With Tilt Wheel
 • Folding Seat • 12-Volt Power Outlet •
 Storage Compartments • Oversized Rod



	CMV 1850	CMV 1750	CXP 185	CX 1860	CX 1754 CRAPPIE	CX 1754	CX 1650
OVERALL LENGTH	18'1" (5.5M)	17'2" (5.2M)	18'0" (5.5M)	18'0" (5.5M)	17'0" (5.2M)	17'0" (5.2M)	16'0" (4.9M)
MAXIMUM BEAM	95" (241CM)	91" (231CM)	91" (231CM)	81" (206CM)	76" (193CM)	76" (193CM)	71" (180CM)
BOTTOM WIDTH	N/A	N/A	73" (185CM)	60" (152CM)	54" (137CM)	54" (137CM)	50" (127CM)
SHALLOW-V HULL DESIGN	N/A	N/A	19°	10°	8°	8°	6°
APPROX. WEIGHT	1300# (590KG)	1100# (499KG)	1235# (560KG)	1000# (454KG)	800# (363KG)	800# (363KG)	700# (318KG)
WEIGHT CAPACITY	1360# (617KG)	1360# (617KG)	1300# (590KG)	1265# (567KG)	1080# (490KG)	1080# (490KG)	900# (408KG)
MAXIMUM H.P.	150	125	150	130	90	90	70
FUEL CAPACITY	41 GAL. (155L)	24 GAL. (91L)	41 GAL. (155L)	21 GAL. (79L)	12 GAL. (45L)	21 GAL. (79L)	PORT
NUM. GAUGE/BOTTOM	.090	.090	.100	.100	.100	.100	.100
NUM. GAUGE/SIDES	.080	.080	.090	.100	.100	.100	.100

AVAILABLE IN PEBBLE BASE AND ALL 2004 CRESTLINER ACCENT COLORS

SPORTSMAN/XCRs

18 TILLER OR SIDE CONSOLE

18 SS

16 TILLER OR SIDE CONSOLE

16 SS

14 TILLER OR SIDE CONSOLE

14SS

XCR SERIES



SPORTSMAN 16 SS

FACTORY INSTALLED WITH:



SPORTSMAN/XCRs



16 S

16 S

18 TILLE

FACTORY INSTALLED WITH:



14 SS

14 TILLER



HAVE BOAT, WILL TR...
 You got a tip that the ba...
 in a little lake with a bo...
 looks more like a bomb o...
 problem. Hook up the tra...
 your Crestliner Sportsma...
 For on-the-go anglers w...
 simple bench-style deper...
 Sportsman with High-Th...
 Outboard Power is the b...

- Tru-V 4° UniWeld Hull design with a welded extruded center keel for legendary performance.
- Baked Armor-Guard paint in classic "Silver Bay" color with a speckled interior. This is one looking, hard-working boat!
- X.G.S. Extruded Gunnel System adds remarkable structural integrity while providing superior style.
- SS models have split first bench and vinyl-covered flat floors.
- All Sportsmans carry the industry-leading LIFETIME Plus 3 Protection Plan.

XCR SERIES

As an entry-level boat, back-up rig or lightweight "puddle-jumper," our XCR Series is just the ticket. Choose a riveted 12-, 14- or 16-foot XCR and go wherever adventure leads you.

XCR 1462V

XCR 1667V

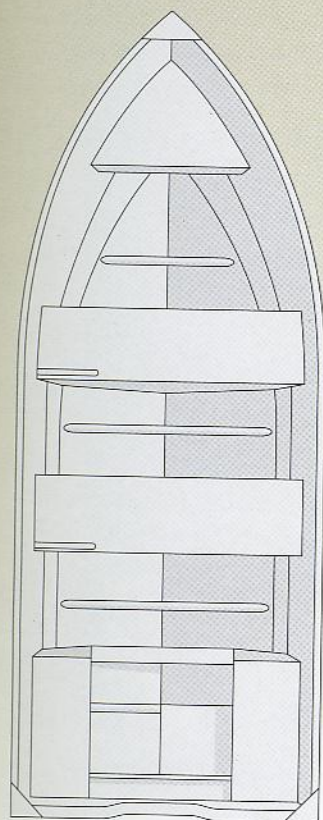
XCR



SPORTSMAN/XCRs

- POPULAR SPORTSMAN OPTIONS: • Full Interior Flat Floor With Vinyl • Navigation Lights
 • 15" Transom (14 & 16 only) XCR OPTION: The XCR 1667V Is Available With A 21" Tall Transom

SPORTSMAN



FEATURES APPLY TO ALL SPORTSMAN MODELS UNLESS OTHERWISE NOTED.

TRU-V 4° UniWELD HULL WITH WELDED EXTRUDED CENTER KEEL AND INTEGRAL HULL KEELS FOR ENHANCED BOAT CONTROL WHEN WIDE-OPEN OR TROLLING

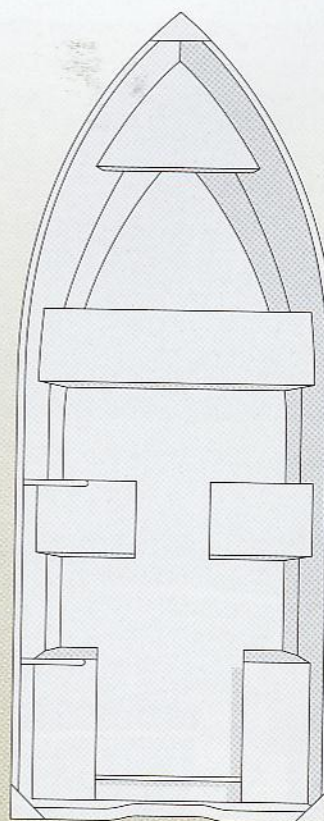
SMOOTH BENCH SEATS ARE COOL TO THE TOUCH AND EXTREMELY DURABLE

X.G.S. EXTRUDED GUNNEL SYSTEM FOR OPTIMAL HULL STRENGTH AND ATTRACTIVENESS

AFT CORNER SEATS PROVIDE PLENTY OF LEG ROOM AND EASY MOBILITY; THE PORT-SIDE ROD AND PADDLE HOLDER IS ALSO A FAVORITE FEATURE

FUEL TANK STORAGE AREA AND BATTERY MOUNTING BOARD HELP KEEP THE BOAT OPEN AND ORGANIZED

SPORTSMAN SS



GENEROUSLY-SIZED BOW SEAT

SLIP-RESISTANT FLOORS FOR ENHANCED SECURITY

BAKED ARMOR-GUARD PAINT IS RUGGED FOR YEARS OF GREAT LOOKS - YOU GET CRESTLINER GRAPHICS TOO

SS MODELS HAVE FLAT VINYL-COVERED FLOORS THAT ARE SIMPLE TO MAINTAIN WALK-THROUGH BENCH MAKES IT EASY GET AROUND

DRY DRAINAGE SYSTEM FOR COMFORTABLE BOATING

STERN LIFTING HANDLES; LEVEL FLOORS

	SPORTSMAN 14/SC	SPORTSMAN 16/SC	SPORTSMAN 18/SC	XCR 1256V	XCR 1462V	XCR 1667V
OVERALL LENGTH	14'7" (4.4M)	16'7" (5.0M)	18'0" (5.5M)	12'1" (3.7M)	13'8" (4.2M)	16'0" (4.9M)
MAXIMUM BEAM	73" (185CM)	75" (191CM)	78" (198CM)	56" (142CM)	62" (157CM)	67" (170CM)
BOW DEPTH	27.50" (70CM)	28.50" (72CM)	33.50" (85CM)	27" (69CM)	30" (76CM)	27" (69CM)
PROX. WEIGHT	410# (185KG)	430# (195KG)	610# (276KG)	104# (47KG)	180# (81KG)	244# (111KG)
WEIGHT CAPACITY	1010# (458KG)	1300# (590KG)	1390# (630KG)	575# (261KG)	855# (388KG)	1100# (499KG)
MAXIMUM H.P.	35	40	50	10	25	30
FUEL CAPACITY	PORTABLE	PORTABLE	PORTABLE	PORTABLE	PORTABLE	PORTABLE
MIN. GAUGE/BOTTOM	.080	.080	.100	.050	.050	.072
MIN. GAUGE/SIDES	.080	.080	.090	.050	.050	.072
MIN. GAUGE/TRANSOM	.090	.090	.100			

SPORTSMANS HAVE SILVER PAINT AND SPACKLED, SLIP-RESISTANT INTERIORS

XCR SERIES HAVE NATURAL ALUMINUM HULLS WITH TAN INTERIOR PAINT

JONS

C2070VDS/VDC/V

C1860VDS/VDC

C1754VDS/VDC

C1860VS/VC/V

C1752VS/VC/V

C1652VS/V

CR1852M/T/TS

CR1648M/S/T/TS

CR1448M/S/T/TS

CR1648/T/S/TS

CR1448/T/S/TS

CR1436

CR1236

CR1232

CR1032



C1752 VS

WITH OPTIONAL CAMO PAINT

MERCURY

#1 On The Water

DELUXE JONS



C2070VDS



C1860VDC


(WITH OPTIONAL SHADOW GRASS™ CAMO)

LIKE HUNTING AND FISHING FROM AN AIRCRAFT CARRIER.


Crestliner deluxe jon boats are battleships that go anywhere and do anything. With all-welded hulls and no-nonsense interiors, they can withstand the punishment you or Mother Nature can dish out. So whether your prey is beneath the water or flying above it, win in a Crestliner J.

- 5052 Marine Aluminum In A Proven Mod-V UniWeld Hull Design • Aerated 25-Gallon Bow Livewell • Aluminum Floor Liner With Slip-Resistant Surface
- Big Bow And Stern Platforms • Bilge Pump • Extruded Extra-Strength Ribs • Structural Corner Caps • Built-In Fuel Tank • Interior Side Panels
- Navigation Lights • Stainless Steel Bow And Stern Eyes • Stern Battery Compartments • 12/24-Volt Trolling Motor Outlet


PICK A SIZE... CHOOSE A SIDE OR CENTER CONSOLE... THEN GET OUT THERE AND HAVE SOME FUN!



C1754VDS




C1754VDC



C1860VDS



C1860VDC




C2070VDS

	C 1754VDC/VDS	C 1860VDC/VDS	C 2070VDC/VDS
OVERALL LENGTH	17'0" (5.2M)	18'0" (5.5M)	20'6" (6.2M)
MAXIMUM BEAM	75" (191CM)	81" (206CM)	96" (244CM)
BOTTOM WIDTH	54" (137CM)	60" (152CM)	70" (178CM)
SIDE DEPTH	21" (53CM)	21.5" (55CM)	25" (64CM)
MOD-V HULL DESIGN	8°	10°	12°
NUMBER OF RIBS	16	18	21
APPROX. WEIGHT	725# (330KG)	770# (350KG)	848# (385KG)
WEIGHT CAPACITY	1045# (474KG)	1350# (612KG)	1615# (732KG)
MAXIMUM H.P.	70	80	115
FUEL CAPACITY	21 GAL. (79L)	21 GAL. (79L)	21 GAL. (79L)
ALUM. HULL GAUGE	.100	.100	.100
TRANSOM HEIGHT	20" (51CM)	20" (51CM)	20" (51CM)

AVAILABLE IN OLIVE DRAB (CAMOUFLAGE PAINT OPTIONAL)



JON MOD-Vs



C 1652V

MERCURY
#1 On The Water



C1652V



C1652VS



C1752V



C1752VC



C1752VS

THE DIRTIER THEY GET, THE BETTER THEY LOOK.

Don't bother kicking the mud off your boots. Just jump in, fire up your dependable Mercury Outboard and head for your next adventure. When you're on your game, you'll appreciate the welded mod-V's stability and shallow-water prowess. If you're after ducks, outfit your Crestliner with duck blind paint. For busting into backwater sloughs or drifting shallow rivers, there's no better-looking boat.

- All-Welded UniWeld Construction • Aluminum Floor Liner • Accessory Receiver Gunnel • Extruded Bow Stem • Formed-In Spray Rails • Formed-In Corner Caps • Front Deck Reinforced For Pedestal (Installed) • Underdeck Storage • Rounded Formed-In Keels • Split Stern Seating (Some Models)
- Stainless Steel Bow Eye • Structural Support Ribs • Transom Lifting Handles


	C 1652V/VS	C 1752V/VS/VC	C 1860V/VS/VC	C 2070V
OVERALL LENGTH	16'0" (4.9M)	17'0" (5.2M)	18'0" (5.5M)	20'6" (6.2M)
MAXIMUM BEAM	75" (191CM)	75" (191CM)	86.50" (220CM)	96" (244CM)
BOTTOM WIDTH	52" (132CM)	52" (132CM)	60" (152CM)	70" (178CM)
SIDE DEPTH	21" (51CM)	21" (51CM)	21.50" (55CM)	25" (64CM)
MOD-V HULL DESIGN	6°	6°	6°	12°
CONSOLE AVAILABLE	SIDE	SIDE/CENTER	SIDE/CENTER	---
NUMBER OF RIBS	12	13	11	20
WEIGHT	420# (191KG)	430# (195KG)	570# (259KG)	790# (359KG)
WEIGHT CAPACITY	1100# (499KG)	1050# (477KG)	1400# (635KG)	1615# (732KG)
MAXIMUM H.P. (TILLER)	35	50	50	60
MAXIMUM H.P. (CONSOLE)	50	80	80	---
ALUM. HULL GAUGE	.100	.100	.100	.100

AVAILABLE IN OLIVE DRAB (CAMOUFLAGE PAINT OPTIONAL)


ASK YOUR DEALER ABOUT OPTIONAL SIDE-MOUNT GUN AND STORAGE BOXES ON MANY MODELS




C1860V



C1860VC



C1860VS



C2070V

RIVETED JON

RODS, TACKLE, DECOYS AND SHOTGUNS SOLD SEPARATELY.

We provide the boat, you take care of the rest. Thanks to the affordability of Crestliner riveted jons, you'll have plenty of dough left over for sporting accessories. You'll appreciate their portability on the road. On the water, you'll love the rugged stability of these hulls - even when they're loaded with gear.

Formed-In Keels And Spray Rails • Formed Transom
 Corner Caps • Oar Lock Sockets • Stainless Steel Bow
 • Transom Lift Handles • CR 1448/1648/1852
 Models Feature Gravity-Fed Livewells/Storage In The
 Center Seat • GO GET 'EM!




CR 1448
 (WITH A QUICK-STARTING,
 SMOOTH-RUNNING JOHNSON
 FOUR-STROKE OUTBOARD)

Johnson

	CR 1032	CR 1232	CR 1236	CR 1436	CR 1448/1448M	CR 1648/1648M	CR 1852MT
OVERALL LENGTH	10'0" (3.0M)	11'10" (3.6M)	11'11" (3.6M)	14'0" (4.3M)	14'0" (4.3M)	15'10" (4.8M)	18'0" (5.5M)
MAXIMUM BEAM	48" (122CM)	48" (122CM)	56" (142CM)	57" (145CM)	70" (178CM)	70" (178CM)	75" (191CM)
BOTTOM WIDTH	32" (81CM)	32" (81CM)	36" (91CM)	36" (91CM)	48" (122CM)	48" (122CM)	52" (132CM)
SIDE DEPTH	16" (41CM)	16" (41CM)	17" (43CM)	17" (43CM)	19/21" (48/53CM)	21" (53CM)	21" (53CM)
NUMBER OF RIBS	2	3	6	8	7	9	10
WEIGHT	80# (36KG)	90# (41KG)	140# (63KG)	185# (84KG)	260# (118KG)	275# (125KG)	400# (182KG)
WEIGHT CAPACITY	275# (125KG)	335# (152KG)	527# (239KG)	675# (307KG)	825# (375KG)	973# (442KG)	1375# (624KG)
MAXIMUM H.P.	3	3	10	20	25	35	45/65 CONSOLE
PLUM. HULL GAUGE	.043	.043	.050	.064	.072	.072	.072
AVAILABLE WITH	-	-	-	-	T/S/TS	T/S/TS	T/TS

KEY: M= MODIFIED V-HULL; T=TALL 20" TRANSMOM; S=SIDE CONSOLE; TS=TALL TRANSMOM WITH SIDE CONSOLE



CR1032

CR1232

CR1236

CR1436

CR1448

CR1648

CR1448M


CR1648M

CR1852MT

THE LEADER BY INNOVATION™

IF YOU LIKE OUR BOATS, YOU'LL BE JUST AS IMPRESSED WITH OUR PONTOONS

Check out the full line of Crestliner pontoons in this year's 28-page Pontoon Catalog. From our luxurious LSi Series and CFi angling pontoons to the easily-affordable Sport Classics, we have every style and budget covered. They're exactly what you'd expect from "The Leader By Innovation."



7 LSi MODELS



2 CFi MODELS



12 SPORT LX & SPORT CLASSIC MODELS

SHOW 'EM WHAT YOU RIDE WITH CRESTLINER SPORTSWEAR

We offer a super selection of Crestliner hats, shirts, jackets and accessories in our 2004 Sportswear Catalog. Ask your dealer for a copy today or go online to www.crestliner.com and click on "accessories." Because you might as well look as good as your boat.



®



IT'S A WIN/WIN SITUATION

CRESTLINER, INC. A **Genmar**® SUBSIDIARY
The Technology Leader in the Marine Industry™

609 13TH AVENUE N.E., LITTLE FALLS, MINNESOTA 56345

320-632-6686 • WWW.CRESTLINER.COM

All prices and specifications subject to change. Crestliner, Inc. reserves the right to discontinue models or change prices, specifications, materials, equipment, color or design at any time without notice and without incurring obligations. Some models are shown with optional features. Outboard boat weights shown in this catalog reflect the approximate weight of the boat only, and do not include weights of the outboard motor or accessories installed. All boats meet or exceed United

States Coast Guard regulations and National Marine Manufacturers Association Certification Standards. Warranty: The Crestliner LIFETIME+3 Protection Plan and deck lifetime limited warranties continue to lead the industry. Crestliner warrants that it will repair or replace defects discovered in a main seam hull weld for life after the date the boat is purchased. Crestliner also warrants that it will repair or replace all other defects in materials and workmanship in the boat for a period of three years after the date the boat is purchased. Some restrictions apply. For complete details, a copy of our limited warranty is attached to each new boat or may be obtained from your Crestliner dealer. Many boats featured in this catalog are shown with available options. See your dealer for details.

© 2003 Crestliner, Inc.

TO LOCATE YOUR NEAREST DEALER, VISIT
WWW.CRESTLINER.COM

Please follow the rules of safe boating, be courteous to others and respect the marine environment.

Special thanks to: Stearns Mfg. PFDs and inflatables.

Belt-style inflatable PFDs are worn by some boaters in running shots.

250m 7/03 Printed in USA



THE LEADER BY INNOVATION™

KICK BACK
CATCH SOME SUN
GO FOR A CRUISE

COUNT STARS
DO SOME TUBING
DANGLE YOUR TOES
WET A LINE

STRETCH OUT
SUNTAN LOTION
WARM BREEZES

SUNGLASSES

GET COMFY
DO SOME TROLLING

FIND A RESTAURANT
TURN UP THE TUNES

PUT YOUR FEET UP

SMOOTH RIDE

COOL DRINKS

CATCH A FEW WINKS

PICNIC TIME

SHORE LUNCH

IT'S A WIN/WIN SITUATION



THE LEADER BY INNOVATION™

2004 PONTOON CATALOG

TEN REASONS V

SIRIUS® SATELLITE Now On Boats

Many Crestliner motor boats have Clarion® AM/FM/CD stereo systems that's pre-rigged for satellite radio plug-in. streams of commercial sound next time you're



1. FULL-LENGTH SADDLE BRACKETS AND "SPRAY-DEFLECTOR" CROSS MEMBERS PROVIDE SUPERIOR STRENGTH AND PERFORMANCE

The most important parts on a pontoon are the ones you don't see: the saddle brackets and cross members. They connect the tubes, support the decking and give a pontoon its "structure." Other manufacturers use Z- or C-shaped parts with vertical faces that tend to flex and catch water. We insist on extruded "spray-deflector" components that give your Crestliner® Pontoon unmatched strength and a smoother ride. You can read more about them on the WHAT'S NEW page.

2. OUR SMOOTH FENCES AND GATES ARE AS BEAUTIFUL AS THEY ARE RUGGED

Look at other pontoons and you see segmented fencing with visible, bare aluminum framework. Not Crestliner.

Our fences feature long, smooth, continuous expanses of aluminum - beautifully painted with our Armor-Guard process. For smooth, quiet operation, our roll-channel fences and gates have premium marine hinges and are seated in rubber "silencer" stoppers.



3. HIGH-RIDING TUBES WITH INDEPENDENT, BULKHEADS, VENTED FOR ENHANCED SECURITY

We build our 23" and 27" tubes from the finest H34


5052 marine aluminum for the optimum strength-to-weight ratio. All tubes are sealed, pressure-tested and outfitted with top-mount air ventilation to equalize pressure in case of a puncture. We go to these measures because there's something special riding on these tubes... You.

4. NEW TECH II MOTOR PODS ARE BIGGER, STRONGER AND MORE VERSATILE

Other manufacturers use small motor pods bolted in a mere handful of places. That's not good enough for a Crestliner Pontoon. So we build beefy Tech II Motor Pods and secure them better than anyone else. This means your pontoon will easily handle a High-Thrust Yamaha Four-Stroke Outboard.

5. YOU WON'T FIND A PAINT JOB LIKE OURS ANYWHERE ELSE

It's easy to spot a Crestliner Pontoon, because we're the only manufacturer who paints the upper tubes, fences, gates and rails. The result is a regal look that's also virtually care-free. Plus we bake our two-part Armor-Guard™ finish to ensure long-lasting attractiveness.



FACTORY INSTALLED

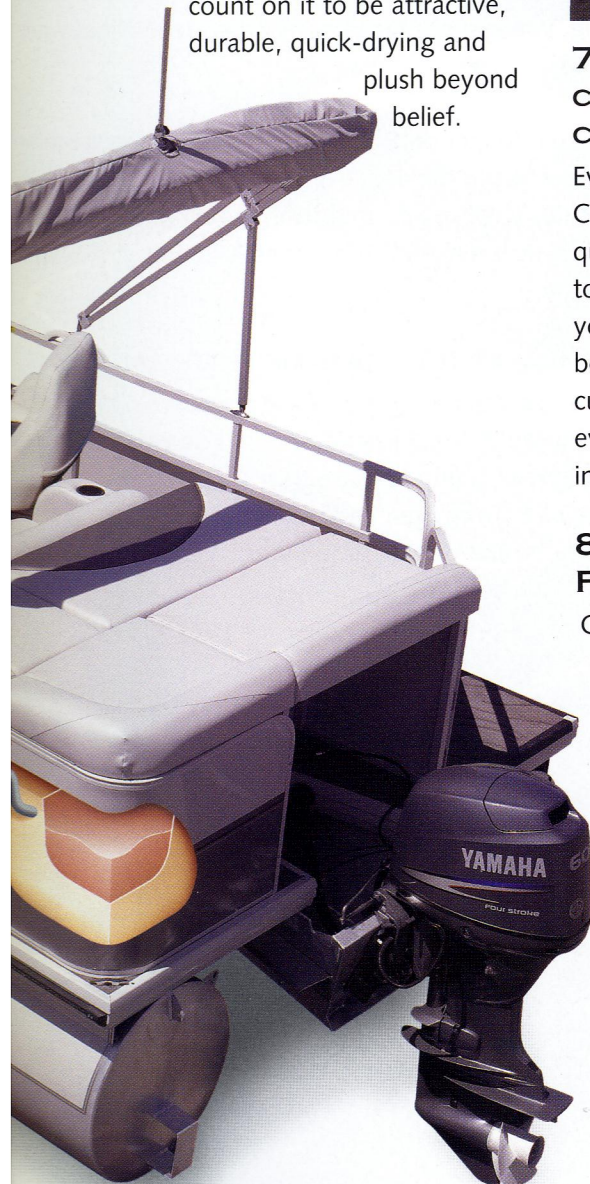


H A CRESTLINER® PONTOON.

6. INNOVATIVE FURNITURE - BECAUSE IF YOU WANT SOMETHING DONE RIGHT, YOU DO IT YOURSELF.

We build our own sofas and lounges. It starts with computer-created designs that are as comfortable as they are attractive. Then we specify premium vinyls, foam and welting. Finally, our seasoned upholsterers craft the furniture to automotive-grade quality. You can

count on it to be attractive, durable, quick-drying and plush beyond belief.



7. ONLY THE BEST HARDWARE, CONSOLES, COMPONENTS AND CRAFTSMANSHIP

Even the smallest part on a Crestliner Pontoon, like our slick, quick-connect bimini top hardware, is top-of-the-line. That's why we invite you to scrutinize every inch of our pontoons before you buy. Check out the quality of our custom consoles and the fit & finish everywhere you look. It's simply the most innovative, best-built pontoon in the world.

8. YOU WIN WITH GENMAR FIRSTMATE™

Genmar



FirstMate™ is

available on most 2004 models. The Genmar FirstMate™ program ensures your boating days are hassle-free with fast access to live information and assistance 24/7/365. For complete program details, log on to www.genmarfirstmate.com.

9. CRESTLINER PONTOONS HOLD THEIR VALUE

Go to a pontoon dealer and you'll notice there aren't many used Crestliners for sale. Two reasons why: First, people love them so much they never want to let them go. And second, when a Crestliner owner does decide to move into a new model year, they have family members, friends and co-workers waiting in line to buy their used Crestliner Pontoon at a very attractive price.



10. IT ALL ADDS UP TO A BETTER WARRANTY

The superiority of a Crestliner Pontoon allows us to offer a superior warranty. Our

LIFETIME Plus 3

Protection Plan covers tube welds for life to the original owner. Virtually everything else from bow-to-stern is covered for three years. It doesn't get any better than that... from anyone!



WHAT'S NEW

WE MAKE BETTER PONTOONS BECAUSE WE LOOK AT THEM DIFFERENTLY EVERY DAY.

We're a fairly new player in the pontoon industry, which is a huge advantage for us and you -- because we look at them differently than the other manufacturers. Fresh perspectives. New ideas. Like these...

TAKING FURNITURE TO GREAT LENGTHS.




You take a seat in a Crestliner Pontoon and you can't help but say "ahhh." Our ergonomic furniture is that comfortable. But you can also take comfort in what's beneath you. Storage.

Our newly-designed sofas and lounges include SL3 bases. Some of them measure 4 feet -- which means the storage they provide under the cushions is perfect for longer items. How did we

achieve 4-foot lengths without sacrificing support? By using Super Linear 370 (SL3) material. It's stiffer, stronger, more consistent and has a finer finish than you'll likely find on other pontoons.

WE BROKE THE MOLD.


Here's a stylish addition to every Crestliner Pontoon that we're just tickled about. It's a new side molding between our



smooth fence and the all-welded tubes. We mount our Dock-Gard Gunnel Bumper to this molding on LSi and CFi models. Which is almost a shame since it's so pretty on its own. But either way, it's there making your Crestliner look better than any pontoon on the water.


A BETTER BIMINI

We raised the hardware on these cool rails so the bimini top will lay flat in the down position. Smart.



WHY SHOULD A CROSS MEMBER BE JUST A CROSS MEMBER?

It shouldn't be. Ours isn't. It's also a spray deflector. What part in the photo? That's it. In addition to supporting and bridging the pontoons, this hard-working extrusion intercepts spray and waves (if it's really choppy out there) and kicks it back where it came from.



The advantages are two-fold. First, it gives you a smooth ride. You've never experienced a "choppy" pontoon ride if it's not your manufacturer's cross members have square faces. The result is a chug-chug-chug, you feel it. Our cross member is designed so all you feel is good.

The second advantage is longer deck life. Note how it "saddles" the butt joint in the decking. With typical cross members, water spray can work its way up into that joint and cause rot and the holding power of fasteners. With our built-in cross member, it doesn't get up in there.

OUR ENGINEERS FLY BY THE SEATS OF THE PANTS.

With the exception of our captain's chairs, every person sitting in a Crestliner is a new Concept I or Concept DX chair. You've never seen seats like either one of them, because they don't exist anywhere else. They even have rear-mount accessory pockets. The picture shows you how they're made, but to truly appreciate them, you need to have a seat.



LSI/LSI ANGLER

2485 LSI STERNDRIVE

2285 LSI STERNDRIVE


2485 LSI O/B

2285 LSI O/B

2085 LSI O/B

2485 LSI ANGLER EDITION

2285 LSI ANGLER EDITION



2485 LSI ANGLER EDITION

FACTORY INSTALLED WITH:





LSI STERNDRIVE






2285 STERNDRIVE




IMAGINE SAYING "THIS IS AS GOOD AS IT GETS" EVERY DAY.

The LSi Sterndrive is the finest pontoon we make. Which means it's the finest pontoon anyone makes. Everything in, on, under and throughout this work of art is top-of-the-line. You'll see it in the craftsmanship. And you'll feel it in your soul, more and more each day.

- Three popular options include reclining backrests, a big front sleeper seat and our full enclosure.
- Lift the center sundeck cushion and you'll find plenty of storage space. Beneath that is convenient engine access.
- Innovative raised rails make bimini operation easier than ever.
- New SL3 furniture provides more comfort, larger under-seat storage capacity and superior drainage.
- More of everything! Expanded seating, additional drink holders, more interior lighting... the list goes on.



LSI O/B





2085 O/B




2485 O/B
(WITH NEW
TRI-TOON
OPTION)



DITCH THE T.V. FOR A REAL ENTERTAINMENT CENTER.

Have you ever spent a summer day entertaining on a pontoon? There's nothing like it. Just as there's nothing like an LSi. Own one and it will instantly become your center for friends, family and fun.

- You'll love the pop-up changing room stowed beneath the padded sundeck.
- The most sophisticated console you've ever seen. Sleek custom panels and tilt steering on one side. Practically a mini kitchenette on the other. And wonderful storage inside.
- You'll handle the power of today's fuel-efficient Yamaha Four-Stroke Outboards with our rugged Tech II motor pod.
- Even our travel covers are innovative. Check out that perfectly snug fit.
- Enjoy the assurance of our Lifetime Plus 3 Protection Plan.



5 O/B

STALLED WITH:
YAMAHA


SI ANGLER EDITION



2485 ANGLER EDITION




2285 ANGLER EDITION



HOW TO BECOME A FIRST-CLASS ANGLER.

We took the best from our fishing heritage and combined it with our finest pontoon. The result is our LSi Angler Edition. Up front it's a posh pontoon, and in back it's pure fishing with every feature you need to travel and fish in first-class.

- Look closely at that stern. Can't you just picture yourself there, setting hooks and making memories as the High-Thrust Yamaha Four-Stroke Outboard purrs along.
- Standard features include a large rod locker, 19-gallon aerated livewell, Concept DX fishing chairs and room for all your friends and gear.
- Smooth seat hinges provide instant access to more storage than we've ever put in this model!
- Pure innovation, right down to the bimini system with raised rails that allow the top to lay flat when not in use.
- Everything is first-rate, right down to the polished deck cleats.



FACTORY INSTALLED WITH:

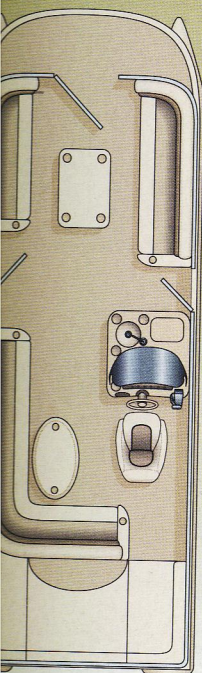


LSI SERIES

STANDARD FEATURES: • Dock-Gard Gunnel Bumper • Baked Armor-Grip Paint • "Infinity" Carpeting • Horn • Marine Hardware • Beverage Holder • Roto-Cast Super Liner 370 Furniture Bases • Multiple Interior Courtesy Lights • Deck Cleats • Radius Bow Deck • Full-Length Underdeck Splash Guards • Battery Compartment • 27" Welded Tubes

POPULAR OPTIONS: • Porta-Pottie • Boarding Ladder • Docking Lights • Front Sleeper Seat • AM/FM/CD Stereo Upgrade • Gas Grill • Full Enclosure • Reclining Pad • Playpen Cover

LSI STERNDRIVE



THE FOLLOWING FEATURES APPLY TO ALL LSI PONTOONS. **BOLD** CAPTIONS REFER ONLY TO THE SELECT MODEL.

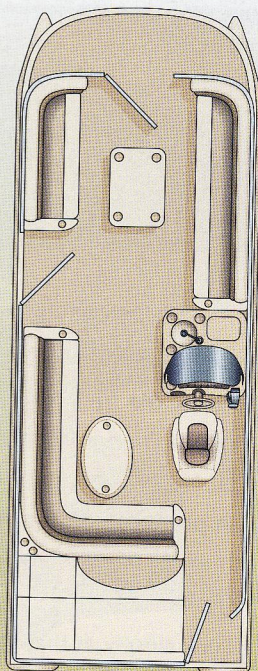
NEW FURNITURE WITH EXTRA-LONG BASES FOR EXPANDED STORAGE CAPABILITY

REDESIGNED CONSOLE WITH DELUXE DASH, CUSTOM PANELS, TILT STEERING, WINDSCREEN, STORAGE, COOLER, WETBAR AND WASTEBASKET

SLIDING SPORT BUCKET CAPTAIN'S CHAIR

THE LARGEST PADDED SUNDECK IN OUR LINEUP

LSI O/B



NAVIGATION LIGHTS

12-VOLT POWER OUTLET

TABLE AND LUXURIOUS LOUNGES WITH UNDER-SEAT STORAGE

WHEELCHAIR ACCESSIBLE GATE

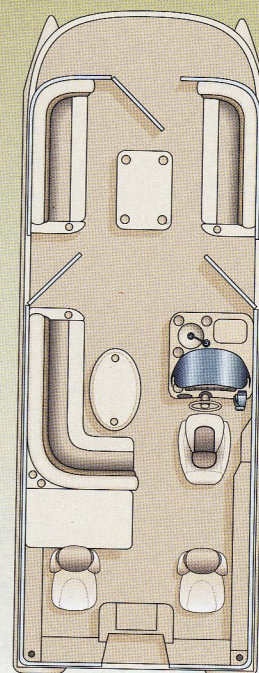
REGAL "INFINITY" CARPET THROUGHOUT

DELUXE, COLOR-MATCHED BIMINI TOP WITH BOOT

PRIVATE POP-UP CHANGING ROOM

REAR GATE WITH BOARDING DECK

LSI ANGLER EDITION



NEW SL3 MATERIAL FURNITURE BASES AND FINELY FINISHED

FORWARD LOUNGE WITH INTEGRATED DRINK HOLDERS

AM/FM CASSETTE WITH TWO PRESET STATIONS

LARGE, LOCKING ROD LOCKER

TWO CONCEALED FISHING CHAIRS

19-GALLON AERATED LIVE

	LSI 2285 I/O	LSI 2485 I/O	LSI 2085 O/B	LSI 2285 O/B LSI 2285 ANGLER EDITION	LSI 2485 O/B LSI 2485 ANGLER EDITION
PONTOON LENGTH	22'0" (6.7M)	24'0" (7.3M)	20'0" (6.0M)	22'0" (6.7M)	24'0" (7.3M)
DECK LENGTH	21'9" (6.6M)	23'8" (7.2M)	19'8" (5.8M)	21'9" (6.6M)	23'8" (7.2M)
WIDTH	102" (259CM)	102" (259CM)	102" (259CM)	102" (259CM)	102" (259CM)
APPROX. WEIGHT	3200# (1451KG)	3400# (1542KG)	2000# (907KG)	2150# (975KG)	2300# (1043KG)
MAX. WEIGHT CAPACITY	2000# (907KG)	2000# (907KG)	2100# (952KG)	2500# (1134KG)	2800# (1270KG)
MAX. PEOPLE CAPACITY	12	14	12	12	14
MAXIMUM H.P.	3.0L-4.3L	3.0L-4.3L	115	135	150
FUEL CAPACITY	25 GAL. (95L)	25 GAL. (95L)	25 GAL. (95L)	25 GAL. (95L)	25 GAL. (95L)
WHEEL DIAMETER	27" (69CM)	27" (69CM)	27" (69CM)	ANGLER: 22 GAL. (83L)	ANGLER: 22 GAL. (83L)
TIRE GAUGE	.080	.080	.080	27" (69CM)	27" (69CM)
FINISH				.080	.080

AVAILABLE IN PEBBLE BASE AND ALL 2004 CRESTLINER ACCENT COLORS

CFI

CFI 2285

CFI 2085



2285
(WITH OPTIONAL SPORT
BUCKET CAPTAIN'S CHAIR)

FACTORY INSTALLED WITH:



CFI 2285/2085



2285
(WITH OPTIONAL
SPORT BUCKET
CAPTAIN'S CHAIR)



2085





BECOME AN ARMCHAIR FISHING EXPERT.

Crestliner's expertise in fishing is beyond compare. So it's no wonder that we applied our innovation to a pontoon created for those who insist on fishing in total comfort. If that sounds like you, pull up a chair in a CFi

powered by a quiet, fuel-efficient Yamaha Four-Stroke Outboard.

- Loaded with our finest features, like luxurious furniture and a changing room that pops up in seconds.
- We could write an entire page on this console, or you can just look at the picture and see what we're talking about.
- Five Concept DX fishing chairs on board. You've never sat in anything quite like them!
- For total boat control, the bow has a 12/24-volt power outlet and a special half gate to accommodate your bow-mount trolling motor.
- Two big livewells, big storage, big everything.
- All fun, no worries... No other brand has our Lifetime Plus 3 Protection Plan.



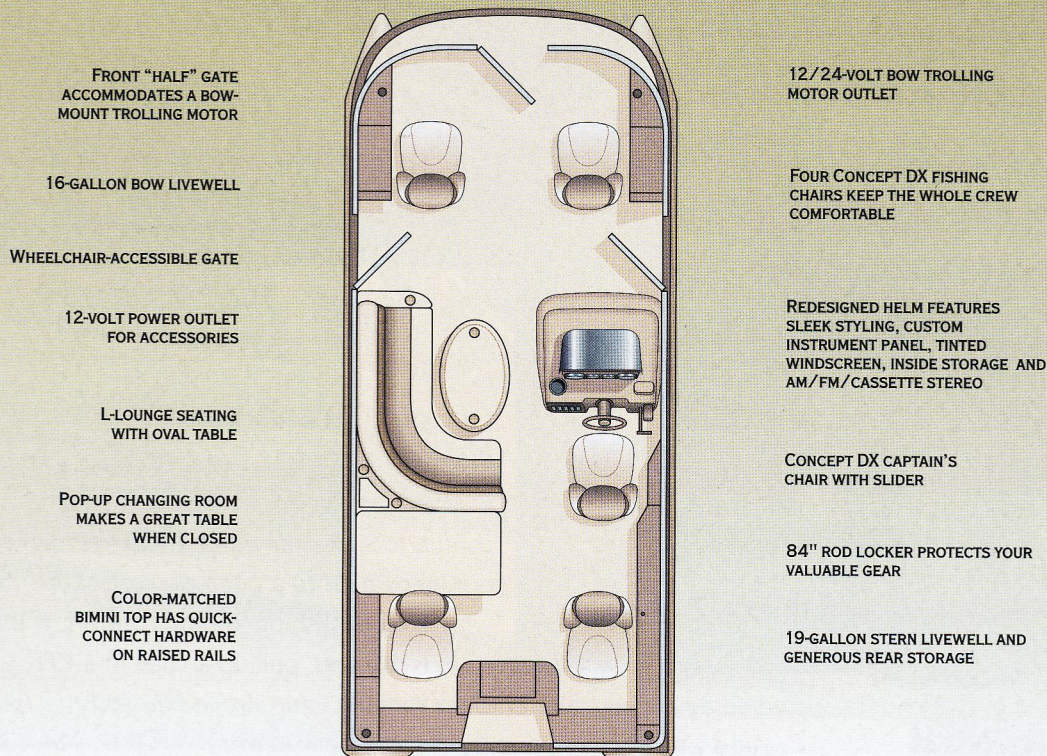
TALLED WITH:
YAMAHA

CFI 2085/2285

STANDARD FEATURES: • Dock-Gard Gunnel Bumper • Baked Armor-Guard Paint • 25-Quart Cooler • Tech II Motor Pod • Horn • Marine Hardware • Beverage Holders • SL3 Furniture Bases • Interior Light • Deck Cleats • Radius Bow Deck • Battery Compartment • Welded Marine Aluminum Pontoons

OPTIONS: • Battery Charger • Porta-Pottie • Boarding Ladder
 • Tilt Steering • AM/FM/CD Stereo Upgrade • Playpen Cover
 • Bow-Mount Trolling Motor • Sport Bucket Captain's Chair

CFI 2085/2285



FRONT "HALF" GATE
ACCOMMODATES A BOW-
MOUNT TROLLING MOTOR

16-GALLON BOW LIVEWELL

WHEELCHAIR-ACCESSIBLE GATE

12-VOLT POWER OUTLET
FOR ACCESSORIES

L-LOUNGE SEATING
WITH OVAL TABLE

POP-UP CHANGING ROOM
MAKES A GREAT TABLE
WHEN CLOSED

COLOR-MATCHED
BIMINI TOP HAS QUICK-
CONNECT HARDWARE
ON RAISED RAILS

12/24-VOLT BOW TROLLING
MOTOR OUTLET

FOUR CONCEPT DX FISHING
CHAIRS KEEP THE WHOLE CREW
COMFORTABLE

REDESIGNED HELM FEATURES
SLEEK STYLING, CUSTOM
INSTRUMENT PANEL, TINTED
WINDSCREEN, INSIDE STORAGE AND
AM/FM/CASSETTE STEREO

CONCEPT DX CAPTAIN'S
CHAIR WITH SLIDER

84" ROD LOCKER PROTECTS YOUR
VALUABLE GEAR

19-GALLON STERN LIVEWELL AND
GENEROUS REAR STORAGE

	CFI 2085	CFI 2285
PONTOON LENGTH	20'0" (6.0M)	22'0" (6.7M)
DECK LENGTH	19'8" (5.8M)	21'8" (6.6M)
BEAM	102" (259CM)	102" (259CM)
APPROX. WEIGHT	1500# (680KG)	1700# (771KG)
MAX. CAPACITY	2100# (952KG)	2150# (975KG)
MAXIMUM H.P.	90	135
FUEL CAPACITY	22 GAL. (83L)	22 GAL. (83L)
TUBE DIAMETER	23" (58CM)	27" (69CM)
TUBE GAUGE	.080	.080

AVAILABLE IN PEBBLE BASE AND ALL 2004 CRESTLINER ACCENT COLORS

SPORT LX

2481 SPORT LX CRUISE
2281 SPORT LX CRUISE
2081 SPORT LX CRUISE

2481 SPORT LX FISHING PACKAGE
2281 SPORT LX FISHING PACKAGE
2081 SPORT LX FISHING PACKAGE



2481 SPORT LX
WITH CRUISE PACKAGE

FACTORY INSTALLED WITH:



SPORT LX CRUISE



2481

FACTORY INSTALLED WITH:
 **YAMAHA**



2281



FOR THOSE WHO WANT TO WIN
POPULARITY CONTESTS.

How did the Sport LX get to be Crestliner's most popular model? Simple. By making its owners the most popular people on the water. Compare it to any other cruising pontoon on the market and you'll agree...

There's no contest.

- Throw on an optional boarding ladder and you'll really appreciate the rear triangle deck.
- Other manufacturers reserve Captain's chairs like this only for their premium models. Not us.
- The only arguments you'll experience on board will be over who gets to sit behind the console.
- Remember, the extruded cross members underneath have built-in spray deflectors for a smoother ride in rough water.
- Longer sofas and a roomier L-lounge make this even LX-ier than last year's model.
- Yamaha Outboards gives you the best two-year warranty in the industry.

PORT LX FISHING PACKAGE






YOU COULD SAY IT'S PACKED TO THE GILLS.

Serious anglers think big. Big fish. Big boats. Big features. You get it all in a Sport LX with our angling package. With twin Concept DX fishing chairs up front, plenty of tackle storage, a huge livewell and every creature comfort, all you have to do is pack your gear and go!

- This bow takes fishing to the limit, with a huge aerated livewell, trolling motor-accessible gate with power outlet, oodles of tackle storage and two Concept DX fishing chairs.
- Like all Crestliner pontoons, this one has vented tubes with bulkheads to enhance your security.
- When the bite slows down, kick back on the ultra-comfortable L-lounge or padded sundeck.
- The rear-access gate and "triangle" deck adds function to the Sport LX's stern.
- Yamaha's precision oil injection system eliminates the need to premix gas and oil, so you'll have more time to enjoy your Sport LX.



Y INSTALLED WITH:
YAMAHA

SPORT LX SERIES

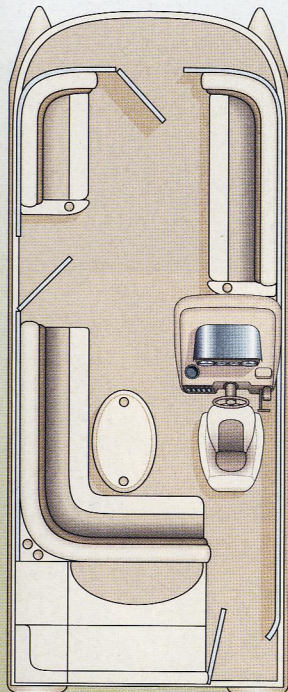
STANDARD FEATURES: • Baked Armor-Guard Paint • Tech-II Motor P
 • Marine Hardware • Beverage Holders • Deck Cleats • New SL3 Furn
 • Interior Light • Radius Bow Deck • Welded Tubes with Bulkheads

New Cross Members With Spray Deflectors (standard equipment on ALL Crestliners!)

POPULAR OPTIONS: • Built-in Fuel Tank • Boarding Ladder • Docking Lights • Tilt Steering • AM/FM/CD Stereo Upgrade • Reclining Pad • Playpen Cover
 Front Sleeper Seat • Porta-Pottie • Dock-Gard Gunnel Bumper

SPORT LX CRUISE

SPORT LX FISHING



THE FOLLOWING FEATURES APPLY TO ALL SPORT LX PONTOONS. **BOLD** CAPTIONS REFER ONLY TO THE SELECT MODEL.

RADIUS BOW DECK WITH NAVIGATION LIGHTS

FORWARD LOUNGE WITH LONG, COMFORTABLE SOFAS

WHEELCHAIR-ACCESSIBLE SIDE GATE

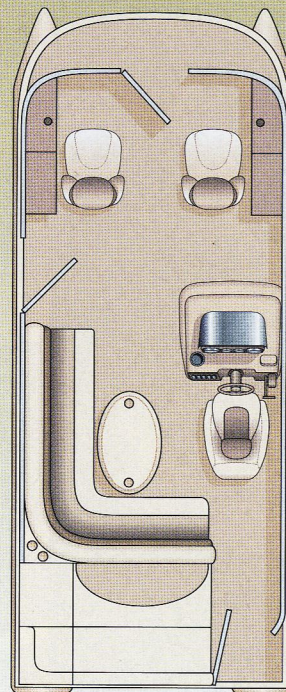
REDESIGNED HELM AND WINDSCREEN HAS A SOPHISTICATED CUSTOM DASH

SPORT BUCKET CAPTAIN'S CHAIR

ROOMY L-LOUNGE WITH OVAL TABLE

CONVENIENT POP-UP CHANGING ROOM FOR PRIVACY

SPLIT SUNDECK HINGES TO ALLOW EASY FUEL TANK ACCESS



12/24-VOLT TROLLING MOTOR OUTLET

LARGE LIVEWELL FOR THE DAY'S CATCH

TWO CONCEPT DX FISHING CHAIR UP FRONT FOR ULTRA COMFORTABLE ANGLING

BAKED ARMOR-GUARD PAINT AND REDESIGNED GRAPHICS

AM/FM CASSETTE STEREO WITH GREAT-SOUNDING MARINE SPEAKERS

BIMINI TOP HAS QUICK-CONNECT HARDWARE SET ON RAISED RAILS

16-OUNCE MARINE-GRADE CARPET

A NICE BIG PADDED SUNDECK

REAR-ACCESS GATE AND LANDING

SPORT LX CRUISE/FISHING 2081

SPORT LX CRUISE/FISHING 2281

SPORT LX CRUISE/FISHING 2481

PONTOON LENGTH	20'0" (6.0M)	22'0" (6.7M)	24'0" (7.3M)
DECK LENGTH	19'8" (5.8M)	21'9" (6.6M)	23'9" (7.2M)
BEAM	96" (244CM)	96" (244CM)	96" (244CM)
APPROX. WEIGHT	1850# (839KG)	2000# (907KG)	2150# (975KG)
MAX. CAPACITY	2100# (952KG)	2100# (952KG)	2155# (977KG)
MAX. PEOPLE	12	12	14
MAXIMUM H.P.	90	115	150
FUEL CAPACITY	PORTABLE	PORTABLE	PORTABLE
TUBE DIAMETER	23" (58CM)	23" (58CM)	27" (69CM)
TUBE GAUGE	.080	.080	.080

AVAILABLE IN PEBBLE BASE AND ALL 2004 CRESTLINER ACCENT COLORS

SPORT CLASSIC

SPORT CLASSIC 2080

SPORT CLASSIC 1880

SPORT CLASSIC 1680



1880
(WITH OPTIONAL
FISHING PACKAGE)

FACTORY INSTALLED WITH:



SPORT CLASSIC



1880
(WITH OPTIONAL
FISHING PACKAGE)



YOU'VE HEARD PEOPLE TALK ABOUT LIFE'S SIMPLE PLEASURES.
THEY'RE TALKING ABOUT THESE.

The Sport Classics are fun, affordable pontoons – plain and simple. Choose a cruising or fishing layout powered by a High-Thrust Yamaha Outboard, then fill it with friends and food and discover what life is all about. Like all Crestliner pontoons, it carries our LIFETIME+3 Protection Plan to make life even simpler.

- With its big 8-foot beam, the classic is as wide as your imagination.
- Storage capabilities in and under everything.
- Crisp, fresh paint and graphics for 2004. This is one sharp-looking 'toon!
- L-lounge, twin front sofas and a Concept DX captain's chair... all standard. Or, go with the optional fishing package and trade out the sofas for pair of Concept I fishing chairs.



1680

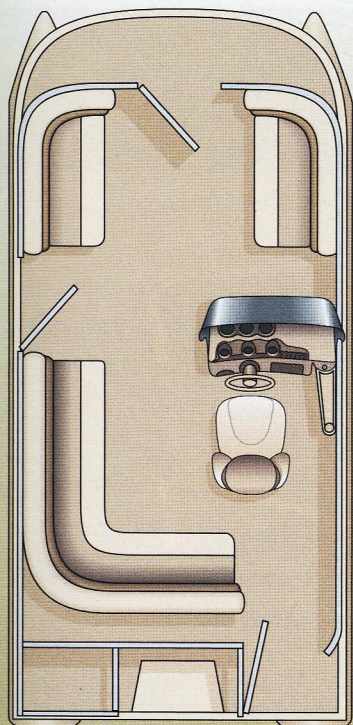
STALLED WITH:
YAMAHA

SPORT CLASSIC

- STANDARD FEATURES:
- Baked Armor-Guard Paint • Marine Hardware
 - Beverage Holder • Deck Cleats • SL3 Furniture • Radius Bow Deck
 - Welded Tubes With Bulkheads • Cross Members With Spray Deflector
 - Sport Steering Wheel

- POPULAR OPTIONS:
- Aft Sundeck • Boarding Ladder • Playpen Cover
 - AM/FM/Cassette Stereo and Two Speakers • Fishing Package • Built-in Fuel Tank • Aft Table

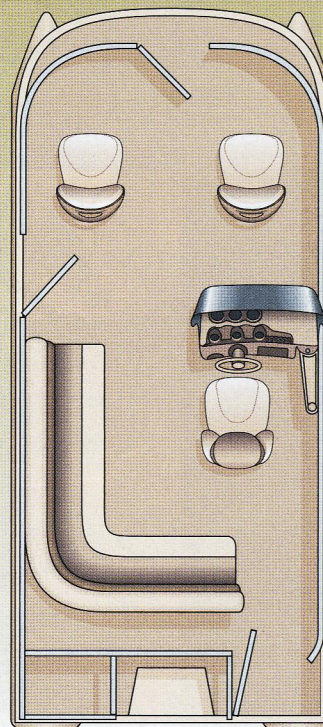
SPORT CLASSIC



THE FOLLOWING FEATURES APPLY TO ALL SPORT CLASSIC PONTOONS. **BOLD** CAPTIONS REFER ONLY TO THE SELECT MODEL.

- NAVIGATION LIGHTS
- TWO FORWARD LOUNGE SOFAS WITH LOVELY UPHOLSTERY**
- HEAVY-DUTY MARINE ALUMINUM PONTOONS
- 16-OZ. MARINE CARPET
- INTERIOR LIGHT
- COMFORTABLE CONCEPT DX CAPTAIN'S CHAIR
- "L" LOUNGE SEATING
- TREATED PANEL DECKING WITH LIMITED LIFETIME WARRANTY
- TECH II MOTOR POD

SPORT CLASSIC FISHING PACKAGE



RADIUS BOW DECK

FISHING PACKAGE INCLUDES CONCEPT I FISHING CHAIR, LIVEWELL UNDER L-LOUNGE, FRONT "HALF" GATE FOR TROLLING MOTOR CLEARANCE, AND A 12/24-VOLT POWER OUTLET.

WHEELCHAIR-ACCESSIBLE SIDE GATE

DURABLE ROTO-CAST HELM WITH WINDSCREEN, SPORT STEERING WHEEL, HORN, CUSTOM PANELS AND STORAGE

BAKED ARMOR-GUARD PAINT AND NEW GRAPHICS PACKAGE

BIMINI TOP WITH BOOT HAS QUICK-CONNECT MARINE HARDWARE AND RAISED MOUNTING RAILS

HANDY REAR ACCESS GATE


	SPORT CLASSIC 1680	SPORT CLASSIC 1880	SPORT CLASSIC 2080
PONTOON LENGTH	16'0" (4.9M)	18'0" (5.5M)	20'0" (6.0M)
DECK LENGTH	15'8" (4.7M)	17'11" (5.2M)	19'8" (5.8M)
BEAM	96" (244CM)	96" (244CM)	96" (244CM)
APPROX. WEIGHT	1425# (646KG)	1600# (725KG)	1750# (793KG)
MAX. CAPACITY	1500# (680KG)	1895# (859KG)	2100# (952KG)
MAX PEOPLE	7	8	12
MAXIMUM H.P.	50	75	90
FUEL CAPACITY	PORTABLE	PORTABLE	PORTABLE
TUBE DIAMETER	23" (58CM)	23" (58CM)	23" (58CM)
TUBE GAUGE	.080	.080	.080

AVAILABLE IN PEBBLE BASE AND ALL 2004 CRESTLINER ACCENT COLORS

ALL-WELDED BOATS FOR 2004




TOURNAMENT SERIES




BEAUTIFUL BOATS FROM THE PIONEER OF UniWELD HULLS

Check out the full line of Crestliner boats in this year's 56-page Boat Catalog. Whether you're a weekend boater, a tournament angler, a member of a fishing family or even a duck hunter, you'll find the perfect all-welded Crestliner to get you to the action with Yamaha Outboard Power.




FISH HAWK



CANADIAN SERIES



SUPER HAWK



SPORTFISH


FACTORY INSTALLED WITH:



SHOW 'EM WHAT YOU RIDE WITH CRESTLINER SPORTSWEAR

We offer a super selection of Crestliner hats, shirts, jackets and accessories in our 2004 Sportswear Catalog. Ask your dealer for a copy today or go online to www.crestliner.com and click on "accessories." Because you might as well look as good as your boat.

YOU
WIN





IT'S A WIN/WIN SITUATION

CRESTLINER, INC. A **Genmar**[®] SUBSIDIARY
The Technology Leader in the Marine Industry™

609 13TH AVENUE N.E., LITTLE FALLS, MINNESOTA 56345

320-632-6686 • WWW.CRESTLINER.COM

All prices and specifications subject to change. Crestliner, Inc. reserves the right to discontinue models or change prices, specifications, materials, equipment, color or design at any time without notice and without incurring obligations. Some models are shown with optional features. Outboard pontoon weights shown in this catalog reflect the approximate weight of the pontoon only, and do not include weights of the outboard motor or accessories installed. All pontoons meet or exceed United States Coast Guard regulations and National Marine Manufacturers Association Certification Standards.

Warranty: The Crestliner LIFETIME+3 Protection Plan and lifetime limited warranties on decks continue to lead the industry. Crestliner warrants that it will repair or replace defects discovered in a main seam weld for life after the date the pontoon is purchased. Crestliner also warrants that it will repair or replace all other defects in materials and workmanship in the pontoon for a period of three years after the date of purchase. Some restrictions apply. For complete details, a copy of our limited warranty is attached to each new pontoon or may be obtained from your Crestliner dealer.

Many models in this catalog are shown with available options. Ask your dealer for details.

© 2003 Crestliner, Inc.

TO LOCATE YOUR NEAREST DEALER,
VISIT WWW.CRESTLINER.COM

Please follow the rules of safe boating, be courteous to others and respect the marine environment.

Special thanks to: Stearns Mfg. PFDs and inflatables.

Belt-style inflatable PFDs are worn by some boaters in running shots.

250m 7/03 Printed in USA



THE LEADER BY INNOVATION™