



2009

SPORTFISH SUPER HAWK SPORT ANGLER TOURNAMENT RAPTOR FISH HAWK CANADIAN KODIAK CX BACKWATER SPORTSMAN CR JONS



ELEVATE YOUR EXPERIENCE.

CONSTRUCTION

04

SPORTFISH

06

SUPER HAWK

10

SPORT ANGLER

14

TOURNAMENT

18

RAPTOR

20

FISH HAWK

24

CANADIAN

30

KODIAK

32

CX BASS

34

CX CRAPPIE

36

BACKWATER

38


SPORTSMAN

40

CR JONS

42

This grand adventure known as life can take you down some interesting waterways, which helps explain why Crestliner makes so many distinctively different kinds of boats. While all of our boats emphasize angling, some have a flavor of sport. But whether they're headed into big water or into the shallows, Crestliner boats share one thing in common: a quality of design and engineering that elevates your experience letting you get the most out of every trip you take.



NOT ALL ALUMINUM BOATS ARE CREATED EQUAL.

From the tip of the bow to the back of the transom, Crestliner boats maintain the highest level of innovation and craftsmanship in the industry.


Tongue-and-Groove Channels

Some competitive boat builders simply weld two sheets of aluminum together. Our custom-engineered extrusions feature tongue-and-groove channels that add strength and style.



Extruded Gunnels

Many Crestliner boats feature our patented, structurally engineered extruded gunnels. They're stronger, and eliminate the need for boat cover snaps, creating a cleaner design and the ability to use our snapless "J" hook travel cover system. They also create more useable square footage within the boat.




Stringers & Supports

An intricate, welded stringer system and below-floor aluminum supports create incredible strength.

Reverse-Chine

The hull on most Crestliner boats features a reverse chine design that moves up on plane faster and provides a smoother, drier ride. It also creates a more stable platform in rough waters.



Crestliner Welded Aluminum



Other Aluminum Boats

Variable Degree Dead Rise

The degree of dead rise increases from stern to bow, moving the boat on plane quicker and pushing the water out of the way to keep the ride smooth and everyone in the boat dry. Competitive designs continue the same angle all the way through the water, creating a "plow" effect and a much rougher ride.



For over 60 years, Crestliner has been refining hulls and improving manufacturing techniques. Today, our 4-piece hull design with tongue-and-groove channel construction is the industry standard, delivering rock-solid strength and a world-renowned ride. From our patented extruded gunnels to our unique conversion bow, Crestliner delivers smart engineering and design, elevating the experience of both tournament pros and serious fishing families.

At Crestliner, it is our undying philosophy to build boats with unbeatable performance, style, comfort and durability. As a result, we've gained a reputation as solid and reliable as our boats. Here at Crestliner, we engineer every boat from the water up, then back it with the best warranty on the water.

Crestliner is proud to be the recipient of the 2008 CSI Award of Excellence in Customer Satisfaction. Crestliner's commitment to quality and customer satisfaction enhances the consumer's boating experience.

CSI
award

Presented by Customer Satisfaction



ProXS

IT'S NOT A COWL, IT'S A TROPHY CASE.

FACT: Mercury OptiMax was the world's first Direct Injected outboard.

FACT: OptiMax continues to receive the industry's highest customer - satisfaction rating.

FACT: OptiMax is the world's top-selling DI outboard.

FACT: When it comes to marine propulsion, there's nothing more powerful than the truth.

The OptiMax Pro XS was born from a legendary racing engine, and the competition has been playing catch up ever since. We've cashed in on past successes at Mercury and Mercury Racing® to develop faster, stronger and better products – like the OptiMax Pro XS, which continues to receive the industry's highest customer-satisfaction rating.


LIFETIME
+3

EXCLUSIVE
WARRANTY

Crestliner was the first to offer a non-prorated LIFETIME hull warranty to the original owner. All mainseam, external hull welds are covered. Interior frame construction carries a 10-year Warranty and a Limited Lifetime Warranty on the flooring. PLUS, you get a 3-year bow-to-stern warranty on virtually everything else. Crestliner pioneered the art of welding boats over 40 years ago and has been copied but never duplicated. Our proven welding techniques allow us to offer you the best warranty in the industry.

THE WELDED FACTS

The most durable watercraft in the world are welded from bow to stern, a tried and true construction process. From submarines to cruise ships, welding has proven to be the superior way to construct vessels that must withstand the abuse that water delivers. In fact, even boat companies that use rivets to construct their boats weld the most structurally important parts, such as the center keel. Crestliner boats are completely welded and are backed by the best warranty in the industry, a testament to our durability. Other companies may say that their construction methods are better. However, ask any Navy or Coast Guard around the world and they would disagree. Demand the best, demand Crestliner welded construction.





Exclusive to Crestliner, the SST (Space Saver Transom) adds cockpit space to your boat, increases performance and improves your big-water fishing experience.




2150 SPORTFISH SST

2150 SPORTFISH

IT DOESN'T GET ANY BETTER FOR BIG WATER THAN THIS.

You don't take just any boat into big water. You take the 2150 Sportfish. It's built big inside and out. In fact, it's the largest fishing boat in our lineup. A full 21 feet 11 inches of serious fishing engineering, with a 102-inch max beam and 47-inch max depth. It handles big water so you can focus on big fish. The 2150 is filled with features designed by fishermen for fishermen, including an ingenious conversion bow that switches from lounge to fishing center in seconds, and enough space to store gear and tackle for your entire crew.



2150 SPORTFISH
-shown with optional SST Transom

AVAILABLE COLORS:

- Pebble / Sport Red
- Pebble / Copper
- Pebble / Onyx Black
- Pebble / Silver Bay
- Pebble / Bay Blue
- All Pebble
- Base Color / Accent Color

CRESTLINER SPORTFISH

MODEL: 2150

FEATURES:

- 01 12/24v trolling motor outlet
- 02 Cargo netting
- 03 Ice box/dry storage
- 04 Livewell
- 05 Patented conversion bow
- 06 Under console storage area with netting
- 07 Under console lockable drawer
- 08 Tilt sport steering wheel
- 09 Optional captains chairs
- 10 Lockable in-floor storage (86"x18"x11.5")
- 11 Rod storage compartment
- 12 Recirculating livewell
- 13 Kicker Motor (optional)

SPECIFICATIONS:

| | |
|----------------------|-------------------|
| OVERALL LENGTH | 21'11" / 6.7 m |
| MAX. BEAM | 102" / 259 cm |
| MAX. DEPTH | 47" / 119 cm |
| MAX. COCKPIT DEPTH | 30.5" / 77 cm |
| DEADRISE | 17° |
| WEIGHT | 2050 lb. / 928 kg |
| MAX. WEIGHT CAPACITY | 2000 lb. / 907 kg |
| MAX. PEOPLE CAPACITY | 9 |
| MAX. HP CAPACITY | 250 |
| FUEL CAPACITY | 55 gal. / 208 L |
| TRANSOM HEIGHT | 25" / 64 cm |

SST models* - Overall length +1' / 0.3 m - Weight +50 lb. 22.68 kg

GO Visit www.crestliner.com for additional information and packages for this model.


Popular Options » SST Transom, Captains Chairs, Kicker Engine, Vinyl Flooring, Snap-in Carpet, Spray Down Washout System, Downrigger Bracket, Full Canvas Enclosure



When the water gets choppy, just slip your shoes under the toe holds for extra safety and security.



Removable downrigger bracket that slides on gunnel.



A lockable under-console storage drawer helps keep your valuables safe and your Sportfish clutter-free.



The helm features a sport wheel with tilt steering, full instrumentation, premium Sony® sound system with iPod® jack and more.



Locking storage on the port side keeps your rods safe and out of the way, yet easily accessible at all times.

LIFETIME +3 EXCLUSIVE WARRANTY

Includes a lifetime hull warranty for the original owner of a Crestliner boat. Plus 3 years bow-to-stern coverage.



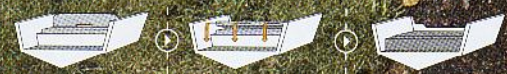
1850 SPORTFISH - shown with optional SST Transom

1850 SPORTFISH

1850 Sportfish

MERCURY

Convert the stern bench seat to casting platform in seconds.



CRESTLINER SPORTFISH

MODELS: 1950 • 1850


1950/1850 SPORTFISH

THE FISHING BOAT THAT LIKES TO PLAY.

The 1950 and 1850 Sportfish are big on fishing ... and playing. The bow has a serious fishing platform with livewell and storage. When the fish quit biting, the bow converts to a comfortable seating area for friends and family. Lockable in-floor storage keeps the ride clutter-free. The walk-through, open-bow design makes it easy to take turns casting off the bow, sitting at the helm or tossing the tow rope off the back to skiers, tubers and wakeboarders.

AVAILABLE COLORS:

-  Pebble / Sport Red
-  Pebble / Copper
-  Pebble / Onyx Black
-  Pebble / Silver Bay
-  Pebble / Bay Blue
-  All Pebble



1850 SPORTFISH
-shown with optional SST Transom

FEATURES:

- 01 12/24v trolling motor outlet
- 02 Cargo netting
- 03 Ice box/dry storage
- 04 Livewell
- 05 Patented conversion bow
- 06 Under console storage area with netting
- 07 Under console lockable drawer
- 08 Tilt sport steering wheel
- 09 Optional captains chairs
- 10 Lockable in-floor storage (86"x18"x11.5")
- 11 Rod storage compartment
- 12 Recirculating livewell
- 13 Shown with optional SST Transom
- 14 Swim platform/ladder standard on SST models

SPECIFICATIONS:

| | 1950 | 1850 |
|----------------------|-------------------|-------------------|
| OVERALL LENGTH | 19'7" / 6.0 m | 18'2" / 5.5 m |
| MAX. BEAM | 100" / 251 cm | 96" / 245 cm |
| MAX. DEPTH | 44" / 112 cm | 41" / 104 cm |
| MAX. COCKPIT DEPTH | 27" / 69 cm | 27" / 69 cm |
| DEADRISE | 17° | 17° |
| WEIGHT | 1800 lb. / 816 kg | 1470 lb. / 667 kg |
| MAX. WEIGHT CAPACITY | 1840 lb. / 834 kg | 1625 lb. / 737 kg |
| MAX. PEOPLE CAPACITY | 8 | 7 |
| MAX. HP CAPACITY | 200 | 175 |
| FUEL CAPACITY | 40 gal. / 151 L | 33 gal. / 125 L |
| TRANSOM HEIGHT | 25" / 64 cm | 25" / 64 cm |

SST models* - Overall length +1' / 0.3 m - Weight +50 lb. 22.68 kg

**LIFETIME
+3
EXCLUSIVE
WARRANTY**

Includes a lifetime hull warranty for the original owner of a Crestliner boat. Plus 3 years bow-to-stern coverage.

GO

Visit www.crestliner.com for additional information and packages for this model.

Popular Options » SST Transom, Ski Tow Bar, Stern Conversion Bench, Bow Pad, Vinyl Flooring, Snap-in Carpet, Full Canvas Enclosure



In seconds, the Crestliner Conversion Bow transforms from a bow-rider configuration to a serious fishing platform, complete with livewell and trolling motor outlet.

Snap-in carpet makes the ride comfortable and clean-up nice and easy. The Sony® Am/FM/CD player features a remote control and iPod® jack.

The stern conversion bench seat adds comfortable seating for friends and family. When flipped down it adds valuable space for your casting platform.

Lockable in-floor storage measures 86"x18"x11.5" to hold wakeboards and skis, or rods and reels.



1900 SUPER HAWK

1800 SUPER HAWK




This boat turns from the ultimate fishing machine into the family's do-it-all boat, thanks to its Conversion Bow, bow pad with back rest and stern bench.

1900/1800 SUPER HAWK

DAD'S FISHING BOAT. THE FAMILY'S DO-IT-ALL BOAT.

Finding a boat designed for dad's passion for serious angling, and the family's love of tubing and cruising can be as elusive as the wily walleye. That is, until you set your eyes on the 1900 or 1800 Super Hawk. They have everything you need: two livewells, pedestal seats, plenty of storage, even an iPod® jack. They're lightweight for better fuel efficiency on and off the water. Cruise in total comfort, then when it's time to fish, simply fold down the bow seats to create a strong and spacious fishing platform. To help keep out the elements, add the optional Bimini top and foul-weather curtains.

AVAILABLE COLORS:



1800 SUPER HAWK

GO Visit www.crestliner.com for additional information and packages for this model.

Popular Options » Ski Tow Bar, Conversion Stern Bench, Vinyl Floor, Snap-in Carpet

FEATURES:

- 01 12/24v trolling motor outlet
- 02 Cargo netting
- 03 Ice box/dry storage
- 04 Livewell
- 05 Patented conversion bow
- 06 Under console lockable drawer
- 07 Under console storage area with netting
- 08 Glove box
- 09 Sport steering wheel
- 10 Jensen® stereo
- 11 Lockable in-floor storage (86"x18"x11.5")
- 12 Rod storage system
- 13 Storage with cargo netting
- 14 Optional snap-on carpet
- 15 Livewell
- 16 Optional conversion stern bench

SPECIFICATIONS:

| | 1900 | 1800 |
|----------------------|-------------------|-------------------|
| OVERALL LENGTH | 19'7" / 6.0 m | 18'2" / 5.5 m |
| MAX. BEAM | 99" / 251 cm | 95" / 241 cm |
| MAX. DEPTH | 45" / 114 cm | 41" / 104 cm |
| MAX. COCKPIT DEPTH | 29" / 74 cm | 27" / 69 cm |
| DEADRISE | 17° | 17° |
| WEIGHT | 1630 lb. / 739 kg | 1470 lb. / 667 kg |
| MAX. WEIGHT CAPACITY | 1840 lb. / 834 kg | 1625 lb. / 737 kg |
| MAX. PEOPLE CAPACITY | 8 | 7 |
| MAX. HP CAPACITY | 200 | 175 |
| FUEL CAPACITY | 40 gal. / 151 L | 33 gal. / 125 L |
| TRANSOM HEIGHT | 25" / 64 cm | 25" / 64 cm |

**LIFETIME
+3
EXCLUSIVE
WARRANTY**

Includes a lifetime hull warranty for the original owner of a Crestliner boat. Plus 3 years bow-to-stern coverage.




The Super Hawk features Crestliner's patented Conversion Bow that converts from a bow-rider configuration to a fishing platform with livewell and trolling motor outlet.



The rod storage system in the Super Hawk protects your gear inside the gunnel yet keeps it within sight and within reach.



A lockable, in-floor compartment 86" long (1800) or 96" long (1900), great for storing all kinds of gear and equipment.



An under-console storage drawer makes for a safe and convenient place to lock up your valuables.



At 17 ft, this boat tows with ease and fits with plenty of room in the garage or at the lake.

1700 SUPER HAWK

IN SEARCH OF THE PERFECT 17-FOOTER.


The extra-deep hull and ultra-wide beam make the 1700 Super Hawk incredibly family friendly. It's easy to drive, gets up on plane fast and delivers smooth handling. Best of all, the 1700 is lightweight so it's easy to tow, helping your tow-vehicle's gas mileage. It also fits in your garage at home or the lake. Just like our larger Super Hawk models, this 17-footer comes standard with everything you need to fish like a pro... or future pro.

CRESTLINER SUPER HAWK

MODEL: 1700

AVAILABLE COLORS:

-  Pebble / Sport Red
-  Pebble / Onyx Black
-  Pebble / Bay Blue
-  Pebble / Copper
-  Pebble / Silver Bay
-  All Pebble
-  Silver Bay / Sport Red
-  Silver Bay / Onyx Black
-  Silver Bay / Bay Blue
-  Pro Team Graphic (optional)
-  Mad Fish Graphic (optional)



1700 SUPER HAWK

GO Visit www.crestliner.com for additional information and packages for this model.

Popular Options » Bow Back Rests, Depth Finder, Sony Stereo (CD, iPod® Jack, Sirius® Capable), Folding Sun Top with Boot & Draft Shield, Butt Seat

FEATURES:

- 01 12/24v trolling motor outlet
- 02 Cargo netting
- 03 Ice box/dry storage
- 04 Livewell
- 05 Patented conversion bow
- 06 Under console storage area with netting
- 07 Under console lockable drawer
- 08 Jensen® stereo
- 09 Sport steering wheel
- 10 In-floor storage with four rod tubes
- 11 Rod storage system
- 12 Storage with cargo netting
- 13 Additional pedestal positions
- 14 Livewell
- 15 Battery/oil compartments

SPECIFICATIONS:

| | |
|----------------------|-------------------|
| OVERALL LENGTH | 17' 1" / 5.2 m |
| MAX. BEAM | 89" / 225 cm |
| MAX. DEPTH | 41" / 104 cm |
| MAX. COCKPIT DEPTH | 26" / 66 cm |
| DEADRISE | 17° |
| WEIGHT | 1300 lb. / 590 kg |
| MAX. WEIGHT CAPACITY | 1305 lb. / 592 kg |
| MAX. PEOPLE CAPACITY | 6 |
| MAX. HP CAPACITY | 140 |
| FUEL CAPACITY | 33 gal / 125 L |
| TRANSOM HEIGHT | 25" / 64 cm |

**LIFETIME
+3
EXCLUSIVE
WARRANTY**

Includes a lifetime hull warranty for the original owner of a Crestliner boat. Plus 3 years bow-to-stern coverage.




The helm features a sport steering wheel, full instrumentation and under-console storage. Shown with optional Sony® stereo.



In-floor storage for rods and tackle measures 31"x16"x11.5" with tubes that hold rods to 6'6".



A netted compartment in the starboard gunnel adds valuable storage to the Super Hawk.



Rod storage on the port side helps keep your gear within reach yet out of the way and protected.



CRESTLINER
1800 Super Hawk

1800 SUPER HAWK I/O



Crestliner engineers each boat with variable degree deadrise to get you up on plane faster and make for a smoother ride.

1800 SUPER HAWK I/O

THE BOAT THAT LETS YOU CATCH BIG FISH AND BIG AIR.

Dad wants easy-access rod storage to quickly change gear when the bite is on. The kids want in-floor storage to get at the wakeboard and rope when the action slows down.

The 1800 Super Hawk I/O is designed for families who take their watersports as seriously as they take their fishing. Stern drive power, livewell, swim platform, sun deck, optional ski pylon and bow pad, this boat has everything you need to catch big fish...and big air.

CRESTLINER
SUPER HAWK

MODEL: 1800 I/O

AVAILABLE COLORS:

- Pebble / Sport Red
- Pebble / Onyx Black
- Pebble / Bay Blue
- Pebble / Copper
- Pebble / Silver Bay
- All Pebble
- Silver Bay / Sport Red
- Silver Bay / Onyx Black
- Silver Bay / Bay Blue



1800 SUPER HAWK I/O

FEATURES:


- 01 12/24v trolling motor outlet
- 02 Cargo netting
- 03 Bow dry storage
- 04 Bow livewell
- 05 Patented conversion bow
- 06 Bow pad with bow backrests (optional)
- 07 Glove box
- 08 Tilt sport steering wheel
- 09 Jensen® stereo
- 10 Optional captain's chairs
- 11 Lockable in-floor storage
- 12 Rod storage system
- 13 Storage with cargo netting
- 14 Seat backs flip-up converting to sun deck
- 15 Dry storage
- 16 Swim platform/ladder
- 17 Optional ski pylon

SPECIFICATIONS:


| | |
|----------------------|------------------------|
| OVERALL LENGTH | 18'2" / 5.5 m |
| MAX. BEAM | 95" / 241 cm |
| MAX. DEPTH | 41" / 104 cm |
| MAX. COCKPIT DEPTH | 27" / 69 cm |
| DEADRISE | 17° |
| WEIGHT | 2105 lb. / 955 kg |
| MAX. WEIGHT CAPACITY | 1280 lb. / 580 kg |
| MAX. PEOPLE CAPACITY | 7 |
| MAX. HP CAPACITY | 3.0 L - 4.3 L (220 HP) |
| FUEL CAPACITY | 33 gal / 125 L |
| TRANSOM HEIGHT | 25" / 64 cm |

GO Visit www.crestliner.com for additional information and packages for this model.


Popular Options » Ski Tow Pylon, Stern Cushions, Bow Pad with backrests, Sony Stereo (CD, iPod® Jack, Sirius® Capable)



Netted storage helps keep small items stored yet within easy reach.



The stern seating converts to a sun deck that's great for relaxing in the summer sun.



The Super Hawk's rod storage system makes rods easily accessible, yet safely tucks them away.



An in-floor storage compartment measures 86" x 18" x 11" to hold wakeboards and ropes or fishing rods and gear.



The boarding ladder makes it easy to get in and out of the water.

**LIFETIME
+3
EXCLUSIVE
WARRANTY**



1750 SPORT ANGLER

1650 SPORT ANGLER



Walk-through windshield cuts down wind and water to keep you dry and protected.
 Just one more way Crestliner boats elevate your experience.

1750/1650 SPORT ANGLER

THE ULTIMATE FISHING BOAT FOR VERSATILITY AND VALUE.

The best value in its class. That says a lot about our Sport Angler models. They have all the great Crestliner quality, and a long list of "must have" fishing features. It includes Pro Fishing seats with multiple positions for fishing, aerated livewell, locking rod locker, wrap-around windshield to deflect wind and water, and much more.

AVAILABLE COLORS:

- Base Color / Accent Color
- Pebble / Sport Red
 - All Pebble
 - Pebble / Onyx Black
 - Silver Bay / Sport Red
 - Pebble / Bay Blue
 - Silver Bay / Onyx Black
 - Pebble / Copper
 - Silver Bay / Bay Blue
 - Pebble / Silver Bay



1750 SPORT ANGLER

CRESTLINER SPORT ANGLER

MODEL: 1750 • 1650

FEATURES:

- 01 12/24v trolling motor outlet
- 02 Storage compartments
- 03 Wrap-around dash design with glove box
- 04 Two pro seats
- 05 Lockable rod locker
- 06 Additional pedestal positions
- 07 Livewell (how livewell 1650)
- 08 Battery/oil reservoir storage

SPECIFICATIONS:

| | 1750 | 1650 |
|----------------------|-------------------|-------------------|
| OVERALL LENGTH | 17' 2.5" / 5.2 m | 16' 3" / 5.0 m |
| MAX. BEAM | 89.5" / 227 cm | 87" / 221 cm |
| MAX. DEPTH | 41" / 104 cm | 35" / 89 cm |
| MAX. COCKPIT DEPTH | 26" / 66 cm | 26" / 66 cm |
| DEADRISE | 17° | 12° |
| WEIGHT | 1300 lb. / 590 kg | 1000 lb. / 454 kg |
| MAX. WEIGHT CAPACITY | 1305 lb. / 592 kg | 1295 lb. / 587 kg |
| MAX. PEOPLE CAPACITY | 6 | 5 |
| MAX. HP CAPACITY | 125 | 115 |
| FUEL CAPACITY | 33 gal / 125 L | 17 gal / 64 L |
| TRANSOM HEIGHT | 20" / 51 cm | 20" / 51 cm |

Popular Options » Sun Top with Foul-Weather Curtain, Conversion Stern Bench, Bow Depth Finder, Trolling Motor, Washdown System, Vinyl Flooring

GO Visit www.crestliner.com for additional information and packages for this model.




You can never have too much storage, so we added plenty to the Sport Angler.



Under-console storage is great for keeping PFDs and other gear out of the way yet easily accessible when you need it.



The aerated livewell features an insulated lid that keeps water cooler, longer. (Livewell located in bow platform on 1650.)



The wrap-around dash panel features full instrumentation and rocker switches.

LIFETIME
+3
EXCLUSIVE
WARRANTY

Includes a lifetime hull warranty for the original owner of a Crestliner boat. Plus 3 years bow-to-stern coverage.

202 TOURNAMENT SERIES

Tournament
CRESTLINER

MERCURY

Pro XS



Built by competitive fishermen with every feature you can dream of.
The Tournament Series sets a new benchmark in pro-style fishing rigs.

CRESTLINER TOURNAMENT

MODELS: 202 • 192

202/192 TOURNAMENT SERIES

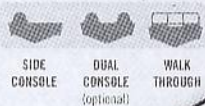
TIME TO PUT YOUR GAME FACE ON.

You are looking at the ultimate tournament fishing machine. Built by tournament pros for one purpose: competitive tournament action. Everything we've learned about fishing and fishing boats over the past 63 years is built into the Tournament 202. Custom features include a rod locker with tubes, 37 gallon aerated livewell with oxygenator, bow baitwell, incredible pro package options and much more. Climb in, put your game face on, and fire this baby up.

AVAILABLE COLORS:

- Pebble / Sport Red
- Pebble / Onyx Black
- Pebble / Bay Blue
- Pebble / Copper
- Pebble / Silver Bay
- All Pebble
- Silver Bay / Sport Red
- Silver Bay / Onyx Black
- Silver Bay / Bay Blue
- Pro-Team Graphics (optional 202 only)

PICK YOUR CONSOLE



SIDE CONSOLE DUAL CONSOLE (optional) WALK THROUGH



202 TOURNAMENT SERIES

GO Visit www.crestliner.com for additional information and packages for this model.

Popular Options » Pro Team Graphics (202 Only), Dual Console, Kicker Engine, Washdown System, Pro Fishing Seat

FEATURES:

- 01 Bow baitwell
- 02 12/24v trolling motor outlet
- 03 Cargo netting
- 04 Bow casting platform
- 05 Lockable storage lockers
- 06 Lockable rod storage system
- 07 Custom helm with optional passenger console
- 08 Master power switch
- 09 Tilt sport steering wheel
- 10 Ice box/dry storage
- 11 37 gallon recirculating livewell with timer and pump-out

SPECIFICATIONS:

| | 202 | 192 |
|----------------------|-------------------|-------------------|
| OVERALL LENGTH | 20'2" / 6.1 m | 19'2" / 5.8 m |
| MAX. BEAM | 100.5" / 255 cm | 95" / 241 cm |
| MAX. DEPTH | 41" / 104 cm | 37" / 94 cm |
| MAX. COCKPIT DEPTH | 22.75" / 58 cm | 20" / 51 cm |
| DEADRISE | 17° | 17° |
| WEIGHT | 1425 lb. / 646 kg | 1360 lb. / 617 kg |
| MAX. WEIGHT CAPACITY | 2100 lb. / 952 kg | 1425 lb. / 646 kg |
| MAX. PEOPLE CAPACITY | 6 | 6 |
| MAX. HP CAPACITY | 250 | 200 |
| FUEL CAPACITY | 60 gal / 227 L | 54 gal / 204 L |
| TRANSOM HEIGHT | 25" / 64 cm | 25" / 64 cm |

LIFETIME
+3
EXCLUSIVE
WARRANTY

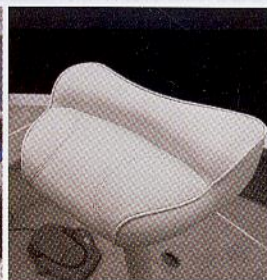
Includes a lifetime hull warranty for the original owner of a Crestliner boat. Plus 3 years bow-to-stern coverage.



Tournament pros want and need big storage, and the Tournament Series includes plenty of lockable compartments.



Batteries are neatly stored in their own compartment.



Our butt seat keeps you fishing in comfort, with the freedom to swivel in any direction.



The bow features a convenient baitwell, accessory tray, drink holder and cargo mesh netting.



A locking, center rod-storage system holds rods up to 7.5' long and features lights for low-light fishing.



1850 RAPTOR TROLLING EDITION - side console



1850 RAPTOR TROLLING EDITION



New this year the Raptor Trolling edition has been engineered for the fisherman who wants more room behind the console.

1850 RAPTOR TROLLING EDITION

THE MAIN INGREDIENT FOR A DELICIOUS FISH FRY.

Fishing fanatics may argue about gear and tackle, but they'll be all smiles when they step into the new Raptor Trolling Edition. This is a serious fishing boat for trolling and jigging. It's under 19 ft. long so it's perfect for trailering to all your favorite lakes. It has roomy platforms and massive storage for clutter-free fishing. And it takes outboard power up to 175 HP, so you can fish any water, big or small.

NEW
BOAT DESIGN

CRESTLINER
RAPTOR

MODEL: 1850 TROLLING EDITION

AVAILABLE COLORS:

- Pebble / Sport Red
- Pebble / Onyx Black
- Pebble / Bay Blue
- Pebble / Copper
- Pebble / Silver Bay
- All Pebble
- Silver Bay / Sport Red
- Silver Bay / Onyx Black
- Silver Bay / Bay Blue
- Pro Team Graphic (optional)
- Mad Fish Graphic (optional)

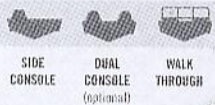
FEATURES:

- 01 Bow baitwell
- 02 12/24v trolling motor outlet
- 03 Ice box/dry storage
- 04 Livewell
- 05 Lockable storage with drop in tackle trays
- 06 2 Under console locking storage drawers
- 07 Center rod locker (7' length)
- 08 Master power switch
- 09 In floor battery compartment
- 10 Lockable side rod locker (8' length)
- 11 Ice box/dry storage
- 12 Aerated livewell with baitbag

SPECIFICATIONS:

| | |
|----------------------|-------------------|
| OVERALL LENGTH | 18'7.75" / 5.7 m |
| MAX. BEAM | 36" / 245 cm |
| MAX. DEPTH | 41" / 104 cm |
| MAX. COCKPIT DEPTH | 25" / 69 cm |
| DEADRISE | 17° |
| WEIGHT | 1470 lb. / 667 kg |
| MAX. WEIGHT CAPACITY | 1625 lb. / 737 kg |
| MAX. PEOPLE CAPACITY | 7 |
| MAX. HP CAPACITY | 175 |
| FUEL CAPACITY | 33 gal / 125 L |
| TRANSOM HEIGHT | 25" / 64 cm |

PICK YOUR CONSOLE



SIDE CONSOLE
DUAL CONSOLE (optimal)
WALK THROUGH



1850 RAPTOR TROLLING EDITION
- shown with side console

GO Visit www.crestliner.com for additional information and packages for this model.

Popular Options » Vinyl Flooring, Snap-in Carpet, Washdown System, Butt Seat, Sony® Stereo (CD, iPod® Jack, Sirius® Capable), Battery Charger



The Trolling Edition layout moves the helm and console forward to create a larger cockpit area for landing fish.



A raised bow baitwell is conveniently located so you don't miss the action.



A uniquely designed storage compartment features slide-in tackle trays. At the end of the day, remove the trays to reload for tomorrow.



A massive 7' lockable rod locker features lights for low-light fishing.




The elevated helm console features custom panels, tilt steering, breaker switches and 12-volt outlet.

LIFETIME
+3
EXCLUSIVE
WARRANTY

Includes a lifetime hull warranty for the original owner of a Crestliner boat. Plus 3 years bow-to-stern coverage.



1850-RAPTOR CASTING EDITION



1850 RAPTOR CASTING EDITION - with optional mad fish graphics



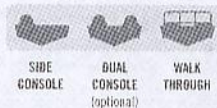
Designing this new model, we moved the console back 2 ft. to give you even more room on the bow platform for casting.

1850 RAPTOR CASTING EDITION

YOU ARE THE PREDATOR. THIS IS YOUR BOAT.

Casting the weed-lines for lunker bass, trolling open water for monster muskie. If going after big feisty fish is your passion, the all-new Raptor CE has your name on it. It has a 17 degree deadrise hull to cut through choppy water. We paid attention to every "must have" detail on this boat and gave it everything we've got, including two 8 ft. rod lockers, a huge bow casting platform and easy-access storage everywhere you look. It will handle outboards up to 175 HP. Now you are the predator, and the all-new Raptor CE is your boat.

PICK YOUR CONSOLE



1850 RAPTOR CASTING EDITION
- shown with optional dual console



NEW
BOAT DESIGN

CRESTLINER
RAPTOR

MODEL: 1850 CASTING EDITION

AVAILABLE COLORS:



FEATURES:


- 01 Bow baitwell
- 02 12/24v trolling motor outlet
- 03 Ice box/dry storage
- 04 Livewell
- 05 Lockable storage with drop in tackle trays
- 06 Center rod locker (8' length)
- 07 2 Under console lockable storage drawers
- 08 Master power switch
- 09 In floor battery compartment
- 10 Lockable side rod locker (8' length)
- 11 Ice box/dry storage
- 12 Aerated livewell with bait bag

SPECIFICATIONS:


| | |
|----------------------|-------------------|
| OVERALL LENGTH | 18'7.75" / 5.7m |
| MAX. BEAM | 96" / 245 cm |
| MAX. DEPTH | 41" / 104cm |
| MAX. COCKPIT DEPTH | 25" / 69 cm |
| DEADRISE | 17° |
| WEIGHT | 1470 lb. / 667 kg |
| MAX. WEIGHT CAPACITY | 1625 lb. / 737 kg |
| MAX. PEOPLE CAPACITY | 7 |
| MAX. HP CAPACITY | 175 |
| FUEL CAPACITY | 33 gal / 125 L |
| TRANSOM HEIGHT | 25" / 64 cm |

GO Visit www.crestliner.com for additional information and packages for this model.

Popular Options » Custom Graphics Wrap, Vinyl Flooring, Snap-in Carpet, Battery Charger, Sony Stereo (CD, iPod® Jack, Sirius® Capable), Washdown System, Butt Seat



A uniquely designed storage compartment features slide-in tackle trays. At the end of the day, remove the trays to reload for tomorrow.



Two lockable under-console storage drawers to keep your electronics and valuables under lock and key.



A large, two-door, 29-gallon aerated livewell is located in the stern of the boat.



A massive 8' lockable rod locker features lights for low-light fishing.



Pro-Style Seats with high back and a bit wider, with great back support.

LIFETIME
+3
EXCLUSIVE WARRANTY

Includes a lifetime hull warranty for the original owner of a Crestliner boat. Plus 3 years bow-to-stern coverage.



1850 FISH HAWK - TILLER



1850 FISH HAWK - with side console



To get the most out of your fishing experience, upgrade to the Crappie Package, rigged with three seat bases in bow and standard bow baitwell.

1850 FISH HAWK

OUR MOST POPULAR MODEL, FOR ALL THE RIGHT REASONS.

Nothing beats grabbin' the lip of a 10 lb. largemouth or limiting out on walleye from a Fish Hawk by Crestliner. One look at all its serious fishing equipment and you know why it's our most popular model. One ride and you understand why it's the most-copied aluminum fishing boat ever made. It has side and center rod storage, all lockable, plus plenty of dry storage. There's even a custom Crappie Edition. Fish Hawk is the choice of serious anglers everywhere, in your choice of tiller, console or walk-through.

PICK YOUR CONSOLE



SIDE CONSOLE
DUAL CONSOLE (optional)
TILLER
WALK THROUGH



1850 FISH HAWK
- shown with optional dual console

AVAILABLE COLORS:



FEATURES:

- 01 Baitwell
- 02 12/24v trolling motor outlet
- 03 Cargo netting
- 04 Dry storage
- 05 Butt seat (optional)
- 06 Livewell
- 07 8' Lockable rod storage with battery storage beneath
- 08 Tilt sport steering wheel
- 09 8' Lockable rod locker port-side
- 10 Ice box/Dry storage compartment
- 11 Livewell with bait bag

SPECIFICATIONS:

| | |
|------------------------------|-------------------|
| OVERALL LENGTH | 18'6" / 5.7m |
| MAX. BEAM | 95.5" / 243 cm |
| MAX. DEPTH | 35" / 89cm |
| MAX. COCKPIT DEPTH | 24" / 61 cm |
| DEADRISE | 12° |
| WEIGHT - (TILLER) | 1250 lb. / 567 kg |
| WEIGHT - (CONSOLE) | 1300 lb. / 590 kg |
| MAX. WEIGHT CAPACITY | 1360 lb. / 617 kg |
| MAX. PEOPLE CAPACITY | 6 |
| MAX. HP CAPACITY - (TILLER) | 90 |
| MAX. HP CAPACITY - (CONSOLE) | 150 |
| FUEL CAPACITY | 31 gal / 117 L |
| TRANSOM HEIGHT | 25" / 64 cm |



Visit www.crestliner.com for additional information and packages for this model.


Popular Options » Dual Console, Pop-up Cleats, Walk-through Windshield, Crappie Edition, Vinyl Flooring, Butt Seat, Kicker Engine, Battery Charger



The Crappie Edition features three seat bases in bow and bow baitwell with throw tray.



Elevated at the bow, an aerated baitwell keeps you in the action.



Center rod storage system cradles those expensive rods yet makes for easy access.



The 1850 Fish Hawk gives you plenty of dry storage to protect your gear or to use as an ice box.



A port-side 8' rod locker for additional rods.

LIFETIME
+3
EXCLUSIVE
WARRANTY

Includes a lifetime hull warranty for the original owner of a Crestliner boat. Plus 3 years bow-to-stern coverage.



1750 FISH HAWK - shown with walk-through windshield



1750 FISH HAWK - SIDE CONSOLE



In or out of the water, Crestliner's weigh less than boats made of other materials. That makes them more fuel efficient, saving money at the pump.

1750 FISH HAWK

THE RIGHT SIZE TO MAXIMIZE YOUR FISHING... AND GAS MILEAGE.


From the tip of the bow to the back of the transom, the 1750 Fish Hawk is 17 feet 6 inches of pure Crestliner quality. It's also the perfect boat to tow to all your favorite lakes, maximizing your fishing outings and tow-vehicle gas mileage. The 1750 is designed and built with the same features as our larger Fish Hawk models, for serious all-day fishing. Choose the console model for its extra protection, or the tiller model for optimal room and maneuverability. Either way, the 1750 Fish Hawk is 100% Crestliner and 0% compromise.

PICK YOUR CONSOLE



1750 FISH HAWK
- shown with walk-through windshield

AVAILABLE COLORS:



CRESTLINER FISH HAWK

MODEL: 1750

FEATURES:

- 01 12/24v trolling motor outlet
- 02 Baitwell
- 03 Cargo netting
- 04 Dry storage
- 05 Livewell
- 06 Lockable rod storage (4 - 7' tubes and 5 - 6' tubes)
- 07 Tilt sport steering wheel
- 08 8' Lockable rod locker port-side
- 09 Ice box/Dry storage compartment
- 10 Livewell with bait bag

SPECIFICATIONS:

| | |
|------------------------------|-------------------|
| OVERALL LENGTH | 17'6" / 5.3 m |
| MAX. BEAM | 95" / 242 cm |
| MAX. DEPTH | 35" / 89 cm |
| MAX. COCKPIT DEPTH | 24" / 61 cm |
| DEADRISE | 12° |
| WEIGHT - (TILLER) | 1050 lb. / 476 kg |
| WEIGHT - (CONSOLE) | 1100 lb. / 499 kg |
| MAX. WEIGHT CAPACITY | 1360 lb. / 617 kg |
| MAX. PEOPLE CAPACITY | 6 |
| MAX. HP CAPACITY - (TILLER) | 90 |
| MAX. HP CAPACITY - (CONSOLE) | 125 |
| FUEL CAPACITY | 24 gal / 91 L |
| TRANSOM HEIGHT | 25" / 64 cm |



Visit www.crestliner.com for additional information and packages for this model.


Popular Options » Dual Console, Pop-up Cleats, Battery Charger, Butt Seats, Recirculating Livewell




New dry storage compartment in the bow keeps gear dry and out of the way, yet readily accessible.




Elevated at the bow, an aerated baitwell keeps you in the action.



Our butt seats keep you fishing in comfort, with the freedom to swivel in any direction.



Center rod storage system features lights for low-light fishing.



Lockable under-console storage drawers on walkthrough models to keep your electronics and valuables under lock

LIFETIME
+3
EXCLUSIVE
WARRANTY

Includes a lifetime hull warranty for the original owner of a Crestliner boat. Plus 3 years bow-to-stern coverage.



1600 FISH HAWK SIDE CONSOLE



1700 FISH HAWK SIDE CONSOLE



The Crestliner custom stringer system adds strength and stability, giving you peace of mind when on the water.

1700/1600 FISH HAWK


FISHING MEMORIES LAST A LIFETIME. LIKE OUR BOATS.

The 1700 and 1600 Fish Hawks are your entry to the finest name in fishing boats on the water today. Crestliner quality is evident in construction, premium features and overall ability to fish like a pro. They're lightweight for easy trailering and optimal tow-vehicle gas mileage. Like all Crestliner boats, they have a spacious interior – with more room than competitive boats – so it's easier to move around. The 1700 and 1600 Fish Hawk come with our exclusive Lifetime Plus 3 Warranty. They're just the right size, at just the right price.

PICK YOUR CONSOLE



SIDE
CONSOLE TILLER



1600 FISH HAWK
- shown with side console

AVAILABLE COLORS:

- Silver Bay / Sport Red
- Silver Bay / Onyx Black
- Silver Bay / Bay Blue

Base Color / Accent Color

CRESTLINER FISH HAWK

MODELS: 1700 • 1600

FEATURES:

- 01 12/24v trolling motor outlet
- 02 Cargo netting
- 03 Trolling motor and depth finder (standard on 1600)
- 04 Storage compartments
- 05 Recirculating livewell with pump-out and bait bag
- 06 Electronics Package (1600 only)
- 07 Baitwell (1700) - Dry storage (1600)
- 08 Lockable rod locker
- 09 3 deluxe fishing seats
- 10 Battery/oil reservoir compartments

SPECIFICATIONS:

| | 1700 | 1600 |
|------------------------------|-------------------|-------------------|
| OVERALL LENGTH | 17' 2" / 5.2 m | 16" / 4.8 m |
| MAX. BEAM | 91" / 231 cm | 87" / 221 cm |
| MAX. DEPTH | 35" / 89 cm | 35" / 89 cm |
| MAX. COCKPIT DEPTH | 24" / 61 cm | 24" / 61 cm |
| DEADRISE | 12° | 12° |
| WEIGHT - (TILLER) | 1050 lb. / 476 kg | 830 lb. / 379 kg |
| WEIGHT - (CONSOLE) | 1100 lb. / 499 kg | 880 lb. / 399 kg |
| MAX. WEIGHT CAPACITY | 1450 lb. / 657 kg | 1200 lb. / 544 kg |
| MAX. PEOPLE CAPACITY | 6 | 5 |
| MAX. HP CAPACITY - (TILLER) | 75 | 60 |
| MAX. HP CAPACITY - (CONSOLE) | 115 | 75 |
| FUEL CAPACITY | 30 gal / 113 L | 23 gal / 87 L |
| TRANSOM HEIGHT | 20" / 51 cm | 20" / 51 cm |



Visit www.crestliner.com for additional information and packages for this model.

Popular Options » Stern Trolling Motor Outlet, Foot Trim (for Tiller models), Travel Cover



The Crappie Edition features three seat bases in bow and bow baitwell with throw tray.



The tiller model includes a console with gauges and rocker switches.



An aerated baitwell is located at the stern starboard (1700 only – dry storage box on 1600 model.)



The helm features clean instrumentation and an under-console storage compartment.

**LIFETIME
+3
EXCLUSIVE
WARRANTY**

Includes a lifetime hull warranty for the original owner of a Crestliner boat. Plus 3 years bow-to-stern coverage.



1850 CANADIAN



1650 CANADIAN



Spray-on Crest-Liner flooring for a cleaner finish and added durability, great with a wash down pump.

1850/1650 CANADIAN


EVERYTHING YOU NEED. NOTHING YOU DON'T.


If you want rock-solid durability, the Canadian is your boat. Available in two lengths, it features a big-water transom with toe-holds and a washdown system that makes cleanup easy. Both lengths feature a non-skid spray-on Crest-Liner interior, plus plenty of features to help you focus on fishing. That includes an aerated livewell, rod storage, optional foul-weather curtain and deeply padded seats for all-day comfort whether you're going after walleye, pike or salmon.

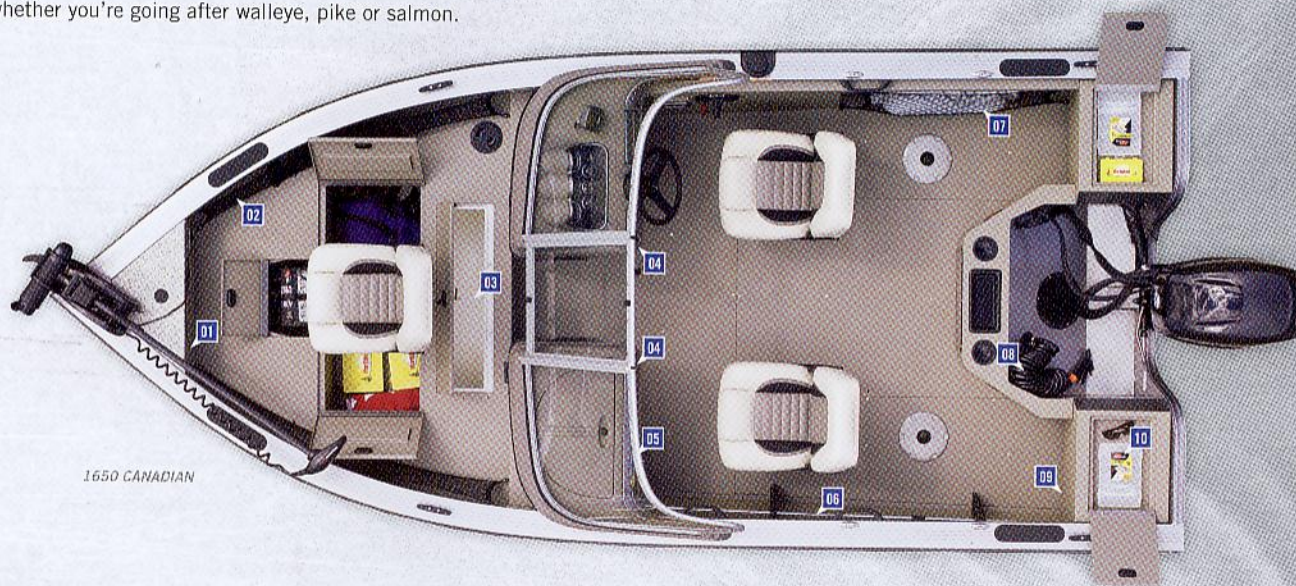
CRESTLINER
CANADIAN

MODELS: 1850 • 1650

AVAILABLE COLORS:

-  Silver Bay / Sport Red
-  Silver Bay / Onyx Black
-  Silver Bay / Bay Blue

 Crest-Liner / Accent Color



1650 CANADIAN

FEATURES:

- 01 12/24v trolling motor outlet
- 02 Cargo netting
- 03 Livewell
- 04 Under console storage area with netting
- 05 Full windshield with wrap-around dash and glove box
- 06 Port-side rod storage
- 07 Storage with cargo netting
- 08 Built in washdown system
- 09 Toe holds
- 10 Storage compartment

SPECIFICATIONS:

| | 1850 | 1650 |
|----------------------|-------------------|-------------------|
| OVERALL LENGTH | 18' 2" / 5.2 m | 16' 3" / 5.0 m |
| MAX. BEAM | 95" / 241 cm | 85.75" / 217cm |
| MAX. DEPTH | 41" / 104 cm | 35" / 89 cm |
| MAX. COCKPIT DEPTH | 27" / 69 cm | 24.5" / 62 cm |
| DEADRISE | 17° | 12° |
| WEIGHT | 1500 lb. / 680 kg | 1000 lb. / 454 kg |
| MAX. WEIGHT CAPACITY | 1625 lb. / 737 kg | 1295 lb. / 587 kg |
| MAX. PEOPLE CAPACITY | 7 | 5 |
| MAX. HP CAPACITY | 175 | 115 |
| FUEL CAPACITY | 39 gal / 148 L | 20 gal / 75 L |
| TRANSOM HEIGHT | 25" / 64 cm | 20" / 51 cm |



Visit www.crestliner.com for additional information and packages for this model.

Popular Options » Travel Cover, Foul-Weather Curtain, Stainless Rail




The bow features big storage compartments and a 32-gallon aerated livewell.



The big-water transom features toe-holds for safety, and a washdown system for easy cleanup.



Crest-Liner is a tough, non-skid liner that is very easy to clean.



Under-gunnel rod storage on the port side protects your rods but keeps them at-the-ready.



The wrap-around dash features lit rocker switches, a 12-volt outlet and handy under-console storage.

**LIFETIME
+3
EXCLUSIVE
WARRANTY**

Includes a lifetime hull warranty for the original owner of a Crestliner boat. Plus 3 years bow-to-stern coverage.

S&W BAIT-TACKLE LICENSES

OPEN 8:00 AM
RED TAILS
LEECHES

CRESTLINER
ANGLER'S TOUR

OPEN

CRESTLINER

CRESTLINER

KODIAK 167




We use 5-step paint process: sand, prime, heat, paint, bake. That ensures the best paint job on the water.

KODIAK 167

MORE THAN THE BEST VALUES. THE BEST BOATS.

Whether you're just getting started fishing with your family, or need something small to reach your favorite fishing hole, this boat fits the bill. The Kodiak 167 comes complete with carpeting, storage and livewell. Feature for feature, spec for spec, the Kodiak 167 is more than the best value in its class. It's the best boat.

PICK YOUR CONSOLE



Popular Options » Vinyl Floor, Accent Paint, Bow Netting



KODIAK 167
- shown with side console

AVAILABLE COLORS:



SPECIFICATIONS:

| | 167 |
|------------------------------|-------------------|
| OVERALL LENGTH | 16'7" / 5.0 m |
| MAX. BEAM | 75" / 190 cm |
| MAX. DEPTH | 33.5" / 85 cm |
| MAX. COCKPIT DEPTH | 22.5" / 57 cm |
| DEADRISE | 6° |
| WEIGHT - (TILLER) | 704 lb. / 319 kg |
| WEIGHT - (CONSOLE) | 775 lb. / 352 kg |
| MAX. WEIGHT CAPACITY | 1000 lb. / 433 kg |
| MAX. PEOPLE CAPACITY | 5 |
| MAX. HP CAPACITY - (TILLER) | 50 |
| MAX. HP CAPACITY - (CONSOLE) | 50 |
| FUEL CAPACITY | Portable |
| TRANSOM HEIGHT | 20" / 51 cm |

The deluxe console features rocker switches, a Lowrance® depth finder and under-console storage.

An in-floor center rod storage compartment holds rods up to 6'6" long.

A 17-gallon aerated livewell keeps your catch fresh.

NEW
BOAT DESIGN

CRESTLINER
KODIAK

MODEL: 167

CRESTLINER
CANADIAN


MODELS: 18 • 16 • 14

FEATURES:

| | |
|----|--------------------------------------|
| 01 | 12/24v trolling motor outlet |
| 02 | Bow anchor storage |
| 03 | Cargo netting (optional) |
| 04 | Storage compartment |
| 05 | Rocker switch panel and Lowrance XSD |
| 06 | In-floor rod storage |
| 07 | Two deluxe seats standard |
| 08 | Livewell |

CANADIAN 18/16/14

Rock-solid durability with little maintenance. That's the Crestliner Canadian. Choose from three popular lengths, all featuring deeply padded deluxe fishing seats, an aerated livewell, rod storage rack, cooler/dry storage and easy-to-clean vinyl flooring.



CANADIAN 18

AVAILABLE COLORS:




SPECIFICATIONS:

| | 18 | 16 | 14 |
|------------------------------|-------------------|-------------------|-------------------|
| OVERALL LENGTH | 18' / 5.5 m | 16'7" / 5.0 m | 14'7" / 4.4 m |
| MAX. BEAM | 79" / 200 cm | 75" / 190 cm | 73" / 185 cm |
| MAX. DEPTH | 32" / 81 cm | 33.5" / 85 cm | 33.5" / 85 cm |
| MAX. COCKPIT DEPTH | 21" / 53 cm | 22" / 56 cm | 22" / 56 cm |
| DEADRISE | 10° | 6° | 6° |
| WEIGHT - (TILLER) | 810 lb. / 367 kg | 704 lb. / 319 kg | 654 lb. / 297 kg |
| WEIGHT - (CONSOLE) | 810 lb. / 367 kg | 704 lb. / 319 kg | 654 lb. / 297 kg |
| MAX. WEIGHT CAPACITY | 1000 lb. / 453 kg | 1000 lb. / 433 kg | 1010 lb. / 458 kg |
| MAX. PEOPLE CAPACITY | 5 | 5 | 4 |
| MAX. HP CAPACITY - (TILLER) | 65 | 50 | 40 |
| MAX. HP CAPACITY - (CONSOLE) | 75 | 50 | 40 |
| FUEL CAPACITY | 17 gal / 64 L | Portable | Portable |
| TRANSOM HEIGHT | 20" / 51 cm | 20" / 51 cm | 20" / 51 cm |



CX 17 BASS



CX 19 BASS




The wide, 90-inch beam on the CX 19 provides a solid, stable platform and deluxe fish-fighting area. The beam on the CX 17 is just three inches less.

CX 19/17 BASS

LIGHTWEIGHT. FULLY FEATURED. BUDGET FRIENDLY.

The first thing most bass boats give you is sticker shock. Crestliner gives you the CX, a quality, ready-to-fish bass boat that's also very budget friendly. There are two CX models to choose from – the 17 and the 19. Both feature a Crestliner-designed aluminum hull that's lighter than fiberglass and handles like a dream. They also come standard with a long list of features, including a trolling motor and depth finder, and are factory-rigged with a Mercury Outboard and a custom trailer with swing-tongue.



CX 17 BASS

GO Visit www.crestliner.com for additional information and packages for this model.

Popular Options » On-Board Battery Charger, Butt Seat, Travel Cover

CRESTLINER CX BASS

MODELS: 19 • 17

FEATURES:


- 01 Motorguide trolling motor
- 02 Lockable rod locker
- 03 Storage compartment
- 04 Step cooler
- 05 Dash with instruments and Lowrance® depth finder
- 06 Under-seat storage
- 07 Livewell
- 08 Tackle box storage
- 09 5 deluxe seats standard
- 10 All-aluminum construction

SPECIFICATIONS:

| | 19 | 17 |
|----------------------|-------------------|-------------------|
| OVERALL LENGTH | 18'9" / 5.2 m | 17'1" / 5.2 m |
| MAX. BEAM | 90" / 228 cm | 87" / 221 cm |
| MAX. DEPTH | 24" / 61 cm | 24" / 61 cm |
| MAX. COCKPIT DEPTH | 18.5" / 47 cm | 18.5" / 47 cm |
| DEADRISE | 6° | 6° |
| WEIGHT | 1250 lb. / 567 kg | 1040 lb. / 471 kg |
| MAX. WEIGHT CAPACITY | 1300 lb. / 589 kg | 1050 lb. / 476 kg |
| MAX. PEOPLE CAPACITY | 4 | 4 |
| MAX. HP CAPACITY | 135 | 90 |
| FUEL CAPACITY | 22 gal / 83 L | 19 gal / 72 L |
| TRANSOM HEIGHT | 20" / 51 cm | 20" / 51 cm |

**LIFETIME
+3
EXCLUSIVE
WARRANTY**

Includes a lifetime hull warranty for the original owner of a Crestliner boat. Plus 3 years bow-to-stern coverage.



There is no such thing as too much storage. That's why the CXs were designed with plenty of it.



Built-in tackle storage comes standard, keeping your tackle organized and out of the way.



Port-side rod storage protects your rods but keeps them at the ready.



A 17-gallon aerated livewell is located behind the seats in stern platform.



The CX models come standard with a Lowrance X50 Fish Finder.



Our welded, aluminum Mod-V hull gets up on plane fast and keeps the ride incredibly smooth.



EX 17 CRAPPIE

CX 17 CRAPPIE

BUILT FOR THOSE WHO BELIEVE CRAPPIES ARE KING.

There's nothing better than getting into a school of big crappies. That's why we built the CX Crappie. Its modified V-hull lets you slide into the shallows. Its side-by-side seating lets you catch fish after fish in the bow, with quick and easy access to your livewell and baitwell. The CX Crappie is factory rigged with a trolling motor and depth finder. For those who love to fish Crappie this boat is for you.

CRESTLINER CX CRAPPIE

MODEL: 17

AVAILABLE COLORS:


-  Aluminum / Sport Red
-  Aluminum / Onyx Black
-  Aluminum / Bay Blue

FEATURES:

- 01 Trolling motor and depth finder standard
- 02 Bow baitwell
- 03 3 pedestal positions on bow platform
- 04 Storage compartment
- 05 Livewell with bait bucket
- 06 Lockable rod locker
- 07 4 deluxe seats standard
- 08 Under seating storage
- 09 Tackle tray storage
- 10 Livewell with bait bucket
- 11 Battery storage
- 12 All aluminum construction

SPECIFICATIONS:


| | |
|----------------------|-------------------|
| OVERALL LENGTH | 17'1" / 5.2 m |
| MAX. BEAM | 87" / 221 cm |
| MAX. DEPTH | 24" / 61 cm |
| MAX. COCKPIT DEPTH | 18.5" / 47 cm |
| DEADRISE | 6" |
| WEIGHT | 1040 lb. / 471 kg |
| MAX. WEIGHT CAPACITY | 1050 lb. / 476 kg |
| MAX. PEOPLE CAPACITY | 4 |
| MAX. HP CAPACITY | 75 |
| FUEL CAPACITY | 12 gal / 45 L |
| TRANSOM HEIGHT | 20" / 50.8 cm |



CX 17 CRAPPIE

GO Visit www.crestliner.com for additional information and packages for this model.

Popular Options » On-Board Battery Charger, Butt Seat, Travel Cover



A convenient aerated baitwell is located at the bow.

Aerated livewell with removable bait bucket is located on both bow and stern decks.

Built-in tackle storage is great feature, and is standard equipment.

Lockable rod storage protects your rods, reels and gear.

The CX comes standard with a MotorGuide trolling motor, Lowrance X50 Fish Finder and custom trailer.

**LIFETIME
+3
EXCLUSIVE
WARRANTY**

Includes a lifetime hull warranty for the original owner of a Crestliner boat. Plus 3 years bow-to-stern coverage.



1870 BACKWATER - with optional center console



1760 BACKWATER - with deluxe side console



1760 BACKWATER - TILLER WITH JET



The Backwater was designed with the option of the 27-inch transom, allowing you to rig a jet propulsion engine and reach virtually any backwater.

1870/1760/1655 BACKWATER

YOU CAN'T BEAT THE ACTION OF THE BACKWATER.

New this year, our Backwater Jon Boats feature a modified V-hull in your choice of tiller, side console or center console*, in lengths from 16 to 18 feet. They have all-welded construction, with flat aluminum floors for outstanding durability and fast, easy cleanup at the end of a long day fishing, hunting, guiding or working on the water. An optional Alaska package includes a short bow and split rear bench, and removes the livewell and seat bases.

*not available for 1655

PICK YOUR CONSOLE



SIDE CONSOLE
CENTER CONSOLE (optional)
TILLER



1760 BACKWATER

- shown with deluxe side console

NEW
BOAT DESIGN

CRESTLINER
BACKWATER

MODELS: 1870 • 1760 • 1655

AVAILABLE COLORS:

Base Color / Accent Color

- Pebble
- Marsh Tan
- Olive Drab
- Camouflage (Optional)

FEATURES:

- 01 12/24v trolling motor outlet
- 02 Storage Compartment
- 03 Slide Rail Seating
- 04 Aerated livewell
- 05 Fuel fill for optional fuel tank
- 06 Battery and oil reservoir storage

SPECIFICATIONS:

| | 1870 | 1760 | 1655 |
|------------------------------|-------------------|-------------------|------------------|
| OVERALL LENGTH | 18' / 5.5 m | 17' / 5.2 m | 16'2" / 5.0 m |
| MAX. BEAM | 90.5" / 230 cm | 81" / 206 cm | 76" / 192 cm |
| MAX. DEPTH | 70" / 178 cm | 60" / 152 cm | 55" / 140 cm |
| MAX. COCKPIT DEPTH | 23" / 58 cm | 23" / 58 cm | 23" / 58 cm |
| DEADRISE | 10° | 10° | 8° |
| WEIGHT | 1175 lb. / 533 kg | 1080 lb. / 490 kg | 825 lb. / 367 kg |
| MAX. WEIGHT CAPACITY | 1290 lb. / 585 kg | 1080 lb. / 490 kg | 900 lb. / 408 kg |
| MAX. PEOPLE CAPACITY | 5 | 4 | 3 |
| MAX. HP CAPACITY - (TILLER) | 75 | 60 | 50 |
| MAX. HP CAPACITY - (CONSOLE) | 90/115 Jet | 75/90 Jet | 60/90 Jet |
| FUEL CAPACITY | Portable | Portable | Portable |
| TRANSOM HEIGHT | 20" / 51 cm | 20" / 51 cm | 20" / 51 cm |

GO

Visit www.crestliner.com for additional information and packages for this model.

Popular Options » Camo Paint, Fishing Seats, 12 gal. built-in fuel tank, 27" transom, Gunnel Accessories (Rod Holder, Dog Ladder, etc.)



Center-mounted seat with built-in ice box/dry storage and rod holders.



Extra tall 27" transom designed for mounting jet engines.



Backwater is fully equipped with storage for all your gear.



The Backwater features optional slide seating allowing for maximum versatility and storage.

CRESTLINER C2070 & CXJ2070 JONS

In addition to the Backwater series Crestliner also offers the C2070 & CXJ2070. For more information visit www.crestliner.com.

LIFETIME
+3
EXCLUSIVE
WARRANTY

Includes a lifetime hull warranty for the original owner of a Crestliner boat. Plus 3 years bow-to-stern coverage.

CRESTLINER SPORTSMAN

MODELS: 18 • 16 • 14

FEATURES:

- 01 Crest-Liner non-slip coating
- 02 Flat floors
- 03 Optional side console
- 04 Split-seat design
- 05 Under-seat Storage
- 06 Flootation

SPECIFICATIONS:

| | 18 SS/SC | 16 SS/SC | 14 SS/SC |
|----------------------|-------------------|-------------------|-------------------|
| OVERALL LENGTH | 18' / 5.5 m | 16'7" / 5.0 m | 14'7" / 4.4 m |
| MAX. BEAM | 78" / 198 cm | 75" / 191 cm | 73" / 185 cm |
| MAX. DEPTH | 33.5" / 85 cm | 28.5" / 72 cm | 27.5" / 70 cm |
| DEADRISE | 10° | 6° | 6° |
| WEIGHT | 670 lb. / 304 kg | 550 lb. / 249 kg | 520 lb. / 235 kg |
| MAX. WEIGHT CAPACITY | 1390 lb. / 630 kg | 1300 lb. / 590 kg | 1010 lb. / 459 kg |
| MAX. PEOPLE CAPACITY | 7 | 6 | 4 |
| MAX. HP CAPACITY | 50 | 40 | 35 |
| FUEL CAPACITY | Portable | Portable | Portable |
| TRANSOM HEIGHT | 20" / 51 cm | 20" / 51 cm | 20" / 51 cm |

SS = split seat

CRESTLINER XCR

Crestliner also offers a line of value boats to fit most any budget. XCR models are available in 12, 14 and 16 foot lengths. See the line-up XCR 1257V, XCR 1457V, XCR 1467V, XCR 1467VWT and XCR 1667V at www.crestliner.com.


18/16/14 SPORTSMAN

THE BOAT FOR THE TRUE SPORTSMAN.

If you need a boat you can depend on for fishing, hunting, working and playing outdoors, you can stop looking. The Sportsman is a great fishing boat and an unbelievable workhorse. It has a flat floor with Crest-Liner interior coating for easy cleanup, plus under-seat storage. Choose from three lengths, all with wide beams and deep bow depths for safety and a dry, comfortable ride.

AVAILABLE COLORS:

- Silver Bay
- Crestliner Graphics package - black stripe (Optional)
- Camouflage (Optional)



14 Sportsman SS



16 Sportsman SS/SC




18 Sportsman SS/SC



Visit www.crestliner.com for additional information and packages for this model.

CRESTLINER
CR-SERIES JONS

MODELS: 1852M • 1648MS • 1648 • 1448M • 1448 • 1436 • 1236 • 1232 • 1032



CR1032

CR1232


CR1236

CR1436
(available as light model)

CR1448

AVAILABLE COLOR:

● Olive Drab



CR1448M

CR1648

CR1648MS

CR1852M

1852/1648/1448/1436/1236/1232/1032 CR JONS
**TAKE 'EM HUNTING, FISHING OR,
IF YOU HAVE TO, WORKING.**

These tough, lightweight Jons are perfect for putting in the back of your pickup for hunting in remote lakes or fishing in shallow backwaters. They're available in 10 to 18 foot models, with the 14-footer and larger Jons adding a storage compartment under the middle seat. 16 and 18 foot models are available with a side console.

SPECIFICATIONS:

| | 1852/M | 1648/M | 1448/M | 1436 |
|----------------------|-------------------|------------------|-------------------|------------------|
| OVERALL LENGTH | 18' / 5.5 m | 15'10" / 4.8 m | 14' / 4.3 m | 14' / 4.3 m |
| MAX. BEAM | 75" / 191 cm | 70" / 178 cm | 70" / 178 cm | 57" / 145 m |
| BOTTOM WIDTH | 52" / 132 cm | 48" / 122 cm | 48" / 122 cm | 36" / 91 cm |
| MAX. DEPTH | 21" / 53 cm | 21" / 53 cm | 19/21" / 48/53 cm | 17" / 43 cm |
| # OF RIBS | 10 | 9 | 7 | 8 |
| WEIGHT | 475 lb. / 215 kg | 420 lb. / 190 kg | 365 lb. (166 kg) | 145 lb. / 66 kg |
| MAX. WEIGHT CAPACITY | 1375 lb. / 624 kg | 973 lb. / 442 kg | 825 lb. (375 kg) | 670 lb. / 304 kg |
| MAX. PEOPLE CAPACITY | 6 | 4 | 4 | 3 |
| MAX. HP CAPACITY | 45 | 35 | 25 | 20 |
| HULL GAUGE | .072 | .072 | .072 | .064 |
| AVAILABLE OPTIONS | | T/S/TS | T/S/TS | - |

| | 1436L | 1236 | 1232 | 1032 |
|----------------------|------------------|------------------|------------------|------------------|
| OVERALL LENGTH | 14' / 4.3 m | 11'11" / 3.6 m | 11'10" / 3.6 m | 10' / 3.0 m |
| MAX. BEAM | 57" / 145 m | 56" / 142 cm | 48" / 122 cm | 48" / 122 cm |
| BOTTOM WIDTH | 36" / 91 cm | 36" / 91 cm | 32" / 81 cm | 32" / 81 cm |
| MAX. DEPTH | 17" / 43 cm | 17" / 43 cm | 16" / 41 cm | 16" / 41 cm |
| # OF RIBS | 8 | 6 | 3 | 2 |
| WEIGHT | 145 lb. / 66 kg | 140 lb. / 63 kg | 90 lb. / 41 kg | 80 lb. / 36 kg |
| MAX. WEIGHT CAPACITY | 552 lb. / 250 kg | 527 lb. / 239 kg | 335 lb. / 152 kg | 275 lb. / 125 kg |
| MAX. PEOPLE CAPACITY | 3 | 3 | 2 | 2 |
| MAX. HP CAPACITY | 15 | 10 | 3 | 3 |
| HULL GAUGE | .050 | .050 | .050 | .050 |
| AVAILABLE OPTIONS | - | - | - | - |

M = modified V-hull
S = side console

T = tall 20" transom L = Light
TS = tall transom with side console

2009 CRESTLINER
SPECS

SPORTFISH

SUPER HAWK

SPORT ANGLER

TOURNAMENT SERIES

RAPTOR

FISH HAWK

CANADIAN


KODIAK

CX

| | 2150 | 1950 | 1850 | 1900 | 1800 | 1800 I/O | 1700 | 1750 | 1650 | 202 | 192 | 1850 TE | 1850 CE | 1850 | 1750 | 1700 | 1600 | 1850 | 1650 | 18 | 16 | 14 | 167 | 19 Bass | 17 Bass | |
|--|------|---|------|------|------|--|------|-------------------------|------|---|-----|---|---------|--|------|-----------------------------|------|-----------------------------|------|-----------|----|--------------------|-----|-----------|---------|--------------------|
| CONSOLE | | | | | | | | | | | | | | | | | | | | | | | | | | |
| Walk-through Windshield | | Standard | | | | | | Standard | | Standard | | Standard | | Standard | | N/A | | Standard | | N/A | | N/A | | N/A | | N/A |
| Side Console | | N/A | | | | | | N/A | | Standard | | Standard | | Standard | | Standard | | N/A | | Optional | | Standard | | Standard | | Standard |
| Dual Console | | N/A | | | | | | N/A | | Optional | | Optional | | Optional | | Optional | | N/A | | N/A | | N/A | | N/A | | N/A |
| Center Console | | N/A | | | | | | N/A | | N/A | | N/A | | N/A | | N/A | | N/A | | N/A | | N/A | | N/A | | N/A |
| Tiller | | N/A | | | | | | N/A | | N/A | | N/A | | Standard | | Standard | | N/A | | Standard | | Standard | | Standard | | N/A |
| SEATING | | | | | | | | | | | | | | | | | | | | | | | | | | |
| Deluxe Fishing Seats | | N/A | | | | 2 | | Optional | | Optional | | Optional | | Optional | | 3 | | Optional | | 3 | | 2 | | 2 | | 5 |
| Pro Seats | | 4 | | | | 2 | | 2 | | 2 | | 3 | | 2 | | Optional | | 2 | | Optional | | Optional | | Optional | | N/A |
| Reclining Helm Seat (exchangeable for Pro Seats) | | Optional | | | | Optional | | N/A | | Optional | | Optional | | N/A - Optional (1850 Walk-through only) | | N/A | | Optional | | N/A | | N/A | | N/A | | N/A |
| Butt Seat with Post | | Optional | | | | Optional | | Optional | | Optional | | Optional | | Optional | | Optional | | Optional | | Optional | | Optional | | N/A | | Optional |
| Power Pedestal | | Optional | | | | Optional | | Optional | | Optional | | Optional | | Optional | | Optional | | Optional | | Optional | | Optional | | N/A | | N/A |
| Stern Jump Seat | | N/A | | | | N/A | | 2 | | N/A | | N/A | | N/A | | N/A | | N/A | | N/A | | N/A | | N/A | | N/A |
| Track Seat System | | N/A | | | | N/A | | N/A | | N/A | | N/A | | N/A | | N/A | | N/A | | N/A | | N/A | | N/A | | N/A |
| Conversion Bow | | Standard | | | | Standard | | N/A | | N/A | | N/A | | N/A | | N/A | | N/A | | N/A | | N/A | | N/A | | N/A |
| Bow Back Rest | | 2 | | | | Optional | | N/A | | N/A | | N/A | | N/A | | N/A | | N/A | | N/A | | N/A | | N/A | | N/A |
| Full Bow Pad | | Optional | | | | Optional | | N/A | | N/A | | N/A | | N/A | | N/A | | N/A | | N/A | | N/A | | N/A | | N/A |
| STORAGE | | | | | | | | | | | | | | | | | | | | | | | | | | |
| Bow Cargo Netting | | Standard | | | | Standard | | N/A | | Standard | | Standard | | Standard | | Standard | | Standard | | N/A | | Optional | | N/A | | N/A |
| Lockable Under Console Storage Drawer(s) | | 1 (port-side) | | | | 1 (port-side) - N/A (1800 I/O only) | | N/A | | N/A | | 2 | | Standard on Walk-throughs | | N/A | | N/A | | N/A | | N/A | | N/A | | N/A |
| Dry Storage Compartment(s) | | Standard | | | | Standard | | N/A | | N/A | | Standard | | Standard | | Standard | | N/A | | N/A | | N/A | | N/A | | Standard |
| Lockable Storage Compartment(s) | | Standard | | | | Standard | | N/A | | Standard | | Standard | | Standard | | Standard | | N/A | | N/A | | N/A | | N/A | | Standard |
| Rod Storage | | 2 (lockable) | | | | 1 (lockable - 1700 with tubes) | | 1 (lockable with tubes) | | 1 (lockable with tubes) | | 2 (lockable) - 1 (lockable with tubes) | | 2 (lockable) - 1 (lockable with tubes) | | 1 (lockable) | | 1 | | 1 | | 1 | | 1 | | 1 (lockable) |
| Livewell | | 1 Dual Aerated - 1 Recirculating (2150 only) 2 Aerated - 1 Recirculating | | | | 2 Aerated - 1 Recirculating 1 Aerated - 1 Recirculating (1800 I/O only) | | 1 Aerated | | 1 Aerated, Recirculating, Oxygenator | | 2 Aerated - 1 Recirculating | | 2 Aerated - 1 Recirculating | | 2 Aerated - 1 Recirculating | | 1 Aerated, Recirculating | | 1 Aerated | | 1 Aerated | | 1 Aerated | | 1 Aerated, Divided |
| Baitwell | | N/A | | | | N/A | | N/A | | Standard | | Standard | | Standard | | Optional | | Optional | | N/A | | Standard (18 only) | | N/A | | N/A |
| STEERING | | | | | | | | | | | | | | | | | | | | | | | | | | |
| No Feedback Steering | | N/A | | | | Standard | | Standard | | N/A | | Standard | | Standard - N/A (Tillers) | | Optional | | Standard | | Optional | | N/A | | N/A | | Optional |
| Hydraulic Steering | | Standard | | | | Optional | | Optional | | N/A | | Standard | | Optional | | Optional | | N/A | | Optional | | N/A | | N/A | | N/A |
| Tilt Steering with Slider | | Standard | | | | Optional | | Optional | | Standard | | Standard | | Optional - N/A (Tillers) | | N/A | | Optional | | N/A | | N/A | | N/A | | N/A |
| ELECTRONICS | | | | | | | | | | | | | | | | | | | | | | | | | | |
| Bilge Pump | | 1 Auto Bilge | | | | 1 Auto Bilge | | Standard | | 2 - 1 Auto Bilge | | 1 Auto Bilge | | 1 Auto Bilge | | 1 Auto Bilge | | 1 Auto Bilge | | Standard | | Standard | | Standard | | Standard |
| Battery Charger | | Optional | | | | Optional | | Optional | | Optional | | Optional | | Optional | | Optional | | Optional | | Optional | | Optional | | Optional | | Optional |
| Sony® Stereo | | Standard | | | | Optional | | Optional | | Standard | | Optional | | Optional | | N/A | | Optional | | N/A | | N/A | | N/A | | N/A |
| Jensen® Stereo | | N/A | | | | Standard | | Optional | | N/A | | Optional | | Optional | | N/A | | Optional | | N/A | | N/A | | N/A | | N/A |
| Depth finder | | Optional | | | | Optional | | Optional | | Optional | | Optional | | Optional | | Optional | | Standard | | Optional | | Standard | | Optional | | Standard |
| ADDITIONAL MOTOR | | | | | | | | | | | | | | | | | | | | | | | | | | |
| Kicker | | Optional | | | | Optional - N/A (1800 I/O only) | | Optional | | N/A | | Optional | | Optional (ICE TILLER KICKER) | | N/A | | Optional | | N/A | | N/A | | N/A | | N/A |
| Trolling | | Optional | | | | Optional | | Optional | | Optional | | Optional | | Optional | | Standard | | Optional | | Optional | | Optional | | Optional | | Standard |
| INTERIOR | | | | | | | | | | | | | | | | | | | | | | | | | | |
| Northwest Package Vinyl Interior | | Optional | | | | Optional | | Optional | | Optional | | Optional | | Optional | | Optional | | N/A | | Standard | | Optional | | N/A | | N/A |
| Vinyl Interior (Cockpit Only) | | Optional | | | | Optional | | Optional | | Optional | | Optional | | Optional | | Optional | | N/A | | N/A | | N/A | | N/A | | N/A |
| Crest-Liner | | N/A | | | | N/A | | N/A | | N/A | | N/A | | N/A | | N/A | | Standard | | Optional | | N/A | | N/A | | N/A |
| COVERS | | | | | | | | | | | | | | | | | | | | | | | | | | |
| Travel Cover | | Optional | | | | Optional | | Optional | | Optional | | Optional | | Optional | | Optional | | Optional | | N/A | | Optional | | Optional | | Optional |
| Sun Top with Boat | | Optional (outboards only) - Standard (SST only) | | | | Optional | | Optional | | N/A - Optional (Walk-throughs only) | | N/A - Optional (Walk-throughs only) | | N/A - Optional (Walk-throughs only) | | N/A | | Optional | | N/A | | N/A | | N/A | | N/A |
| Side Aft Curtains | | Optional | | | | Optional | | Optional | | Optional | | Optional | | Optional | | Optional | | Optional | | N/A | | N/A | | N/A | | N/A |
| Foul Weather Curtain | | Optional - N/A (SST only) | | | | Optional - N/A (1800 I/O only) | | Optional | | Optional | | N/A | | N/A - Optional (Walk-throughs only) | | N/A | | Optional | | N/A | | N/A | | N/A | | N/A |
| MISCELLANEOUS | | | | | | | | | | | | | | | | | | | | | | | | | | |
| Retractable cleats | | Optional | | | | Optional | | Optional | | Optional | | Standard | | Optional | | N/A | | Optional | | N/A | | N/A | | N/A | | N/A |
| Wash down system | | Optional | | | | Optional | | Optional | | Optional | | Optional | | Optional | | Optional | | Standard | | Optional | | Optional | | N/A | | N/A |
| Ski tow | | Optional | | | | Optional | | Optional | | Optional | | Optional | | Optional - N/A (Tillers) | | N/A | | Optional | | N/A | | N/A | | N/A | | N/A |
| Stainless steel rails | | Standard (bow) | | | | N/A | | N/A | | Optional | | Optional | | Optional | | N/A | | Optional | | Optional | | Optional | | N/A | | N/A |



609 13TH AVE. N.E., LITTLE FALLS, MINNESOTA 56345
PHONE: 320.632.6686 FAX: 320.632.2127



FOR ADDITIONAL, MODEL SPECIFIC INFORMATION VISIT CRESTLINER.COM OR SEE YOUR LOCAL DEALER

takeMEfishing.org

STEARNS

NMMA
CERTIFIED
using **ABYC** standards

MERCURY
"1 On The Water"

All prices and specifications subject to change. Crestliner reserves the right to discontinue models or change prices, specifications, materials, equipment, color or design at any time without notice and without incurring obligations. Some models are shown with optional features. Outboard model weights shown in this catalog reflect the approximate weight of the boat/pontoon only, and do not include weights of the outboard motor or accessories installed. All boats/pontoons meet or exceed United States Coast Guard regulations and National Marine Manufacturers Association Certification Standards. Warranty: The Crestliner LIFETIME+3 Protection Plan continues to lead the industry. Crestliner warrants that it will repair or replace defects discovered in a main seam hull/tube weld for life after the date the boat/pontoon is purchased. Crestliner also warrants that it will repair or replace all other defects in materials and workmanship in the boat/pontoon for a period of three years after the date of purchase. Some restrictions apply. For complete details, a copy of our limited warranty is attached to each new boat/pontoon or may be obtained from your Crestliner dealer. Many pontoons featured in this catalog are shown with available options. See your dealer for details. Every effort was made to ensure that this information was accurate at the time of printing. Crestliner assumes no responsibility in type or in print. Please follow the rules of safe boating, be courteous to others and respect the marine environment. Special thanks to: Stearns Manufacturing PFDs and inflatables, Northland Fishing Tackle, Beckman, Aqua, Berkley and St. Croix Rod. ©2008 Crestliner / A Brunswick Boat Company. Printed in USA.



2009

GRAND CAYMAN

BATATA BAY

SUNCAST





ELEVATE YOUR EXPERIENCE.

This grand adventure known as life can take you down some interesting waterways. Which helps explain why Crestliner makes so many purpose driven pontoons. Some put the emphasis on luxury cruising, others on water sports and fishing. But whether they're headed to the most remote section of the lake or simply enjoying a day with the family, Crestliner pontoons share one thing in common: a quality of design and engineering that lets you get the most out of every trip you take.



GRAND CAYMAN

BATATA BAY

SUNCAST

OPTIONS

| 06

| 08

| 10

| 12

| 14

| 16

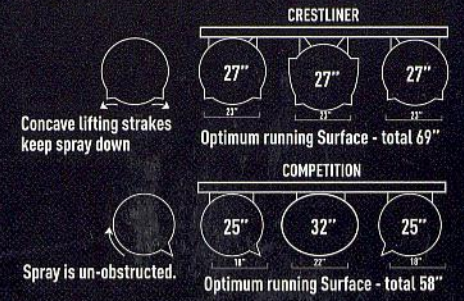
| 18

| 20

| 22

| 24

| 26




Crestliner installs lifting strakes on both sides of each tube, providing twice the lift and faster planing.

NOT ALL PONTOONS ARE CREATED EQUAL

Take a close look at a Crestliner pontoon. Any Crestliner pontoon. Study it. Compare it. You will quickly see what sets Crestliner apart from all other pontoon manufacturers. In a word: craftsmanship. We use only the finest marine aluminum, vinyl fabrics, carpeting, paints and hardware. Our furniture bases are custom molded out of nearly indestructible RotoCast. Our interiors are designed for the ultimate combination of luxury, spaciousness, comfort and storage. For over 60 years, it has been our undying philosophy to build boats that deliver both unbeatable performance and durability. As a result, we've gained a reputation as solid and reliable as our pontoons. Because at Crestliner, we engineer every pontoon from the water up, then back it with the best warranty on the water.

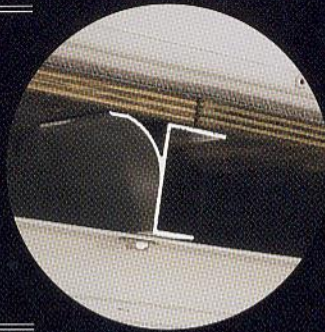


Crestliner is proud to be the recipient of the 2008 CSI Award of Excellence in Customer Satisfaction. Crestliner's commitment to quality and customer satisfaction enhances the consumer's boating experience.




Lifting strakes add an extra measure of performance and stability. Our unique design positions the strakes on both sides of each tube, for added lift, faster planing and level cornering. They also help maximize top speed and fuel efficiency. Their concave bottom deflects water spray down for a dryer ride.

Full-length saddle brackets that double as spray deflectors. Crestliner uses spray deflectors and saddle brackets that connect the tubes and decking to give a pontoon its "structure." Other manufacturers use Z or C-shaped parts with vertical faces that tend to flex and catch water. We insist on extruded "spray-deflector" components that give your Crestliner unmatched strength and a smoother, dryer ride.



Crestliner stern drive models feature a fully integrated, extended stern deck. Providing a handy swim platform, and a retractable ladder. The under-deck splash guards eliminate drag for a smoother ride. The deck is finished with attractive radius skirting. Fencing is one of the heaviest in the industry.



The Crestliner Tech II Motor Pod is the most hydrodynamic pod in the industry. It's sleeker, longer and stronger than those on competitive pontoons, creating better water flow with less drag for superior performance. Built-in deflectors move water spray down. The pod used in our I/O models is designed for the same results.

All Grand Cayman and Batata Bay models feature stainless steel quick-connect hardware. No buttons to push and easily slides into place. That makes putting on your Bimini top or full camper enclosure quick and easy.



We build our 23" and 27" tubes from the finest marine aluminum. Our 27" tubes set us apart from our competition, they keep the deck higher, handling bigger waves and improving stability. They are outfitted with top-mount air ventilation to equalize pressure. Drain points empty any condensation that may build up in the tubes.

VERADO

UNDER THE DARKEST COWLS LIE THE BRIGHTEST IDEAS

When it comes to marine power, there's no need to fear the dark.


Rather than playing conservatively, Mercury chooses to conquer. To stand up and rank first at something significant, instead of settling for mediocrity. We started with a clean sheet of paper and created a totally unique engine from the water up.

If you want to be revolutionary, rig your boat with the first and only production super-charged engine in the history of marine propulsion. Dare to discover the exhilarating results of unbridled thinking merging with courageous engineering and breakthrough ideas teamed with tireless follow-through.

Experience luxury sedan comfort and hot-rod performance as you sail swift and sure over the chop. Feel record-setting acceleration and ridiculously smooth steering and throttle response. Get to know what more than 25,000 hours of testing can produce. Experience greatness.



Experience Verado.

V
E
R
A
D
O



So much luxury and performance, the dock boy may offer you valet parking.

Crestliner Grand Cayman pontoons superbly balance comfort with style, and spaciousness with elegance. Much like a fine automobile, the Grand Cayman provides you the ultimate in luxury, its stern drive power delivering automotive-style performance ideal for entertaining friends and family. New for 2009 on the 2685 and 2485 is an ultra-comfortable, rear-facing double lounge with built-in stereo speakers, remote and mega-storage. Your guests will appreciate the many on-board amenities, including plush cruise recliners, sculpted carpeting, large storage compartments and the Sony® premium sound system with iPod® adapter. Step aboard and explore the thoughtful elegance and performance that is the Crestliner Grand Cayman.



2885 Grand Cayman I/O CR2L2



1. The spacious sun deck features soft-touch vinyl fabric and enough room for two adults to work on their tans. 2. Control your Sony® sound system while relaxing in your rear-facing lounge 3. A pop-up privacy enclosure serves as a convenient changing room.

Grand Cayman

Stern drive power delivers performance as sophisticated as the pontoon.



2685 Grand Cayman RFL I/O

New for 2009, the rear-facing lounge lets you relax in total comfort. It features built-in stereo speakers with remote, and mega-storage.

When was the last time your kids begged you for more family time?

There is always one family in the neighborhood that tends to attract all the kids. The same goes for pontoons. The Grand Cayman will attract the attention of all your friends and family. First with its quality construction, then with its unique combination of thoughtful, spacious interior and comfortable seating. Grand Cayman tritoons deliver responsive cornering, with lifting strakes for quick planing, and massive in-floor storage. Dad will love the grand helm station with built-in locator, 12v outlet and Sony® stereo system. Mom will enjoy the optional galley, drink holders, storage and color-coordinated soft-touch vinyl fabric furniture. The kids will enjoy the iPod® adapter as well as abundant storage for their wakeboards and other gear. Everyone's happy. And when you get right down to it, that's the joy of owning a Grand Cayman by Crestliner.



2785 Grand Cayman CR2L



1. Large in-floor storage with plenty of room for skis, wakeboard and gear. 2. Add the optional ski tow bar for skiing, tubing or wakeboarding. 3. The optional galley gives you the convenience of a sink with running water, for easy on-board food preparation or just to rinse your hands after applying your last round of sun lotion.

Grand Cayman


Our tritoon models are up on plane fast and handle like a runabout.




2585 Grand Cayman CR2L

Grand Cayman helps put more leisure into your leisure time.

The Grand Cayman is breathtaking in both design and performance. Everywhere you look you'll see quality and attention to detail. From the standard 27" tubes to the reliable outboard power, from the stainless steel drink holders to the pop-up changing room, the Grand Cayman is designed to make your time on the water comfortable, hassle-free and clutter-free thanks to plenty of storage. There are many floor plans and options to choose from. Customize your Grand Cayman to the exact needs of your friends and family, and start planning those all-day cruises on your favorite lake or river.



2185 Grand Cayman



1. The portable drink holder is a great option, adding extra convenience for family and guests. 2. Luxury stainless-steel speaker cover, part of the chrome package upgrade. 3. Recessed docking and navigation lights are functional and stylish. 4. Hide-away, tilt-out waste basket featured on select Grand Cayman floor plans.

Grand Cayman

The perfect choice for those who prefer outboard power.


For Grand Cayman specifications, floor layouts, color options and accessories, see pages 14-15.




2385 Grand Cayman CR2

Trust Crestliner to build a pontoon for families who appreciate a good fish story.

We've been building serious fishing boats for over 60 years, so building a quality pontoon for fishing came easy to us. We gave the Grand Cayman Angler models quality construction, then added plenty of creature comforts and "must-have" fishing features. They include lower fences for casting and trolling, rod holders/lockers, aerated livewells, optional non-skid vinyl flooring, ample storage and a X96 Lowrance® fish-finder built right into the dash. The 4-Point Angler creates fishing opportunities at all four corners, and includes a second livewell in the rear. When the bite is on, you'll be ready to take your friends and family fishing. When the action slows down, simply push the throttle down and cruise in total comfort.



2185 Grand Cayman Angler



1. Rod holders keep your fishing rods ready to go. 2. The trolling-motor accessible gate and outlet make front trolling a breeze. 3. Rod holders are located in the corners for your fishing convenience. 4. All Angler models include an aerated livewell. Angler 4-Point models add a second livewell in the bow.

Grand Cayman

When the bite is on, you'll be ready for all the action.

For Grand Cayman specifications, floor layouts, color options and accessories, see pages 14-15.



2385 Grand Cayman Angler 4-Point

| GRAND CAYMAN | 2885 I/O | 2685 I/O RFL | 2485 I/O RFL | 2785 | 2585 | 2385 | 2185 |
|----------------------|-----------------|----------------|----------------|----------------|----------------|----------------|---------------|
| Overall Length | 27'6" (8.4m) | 25'6" (7.8m) | 23'6" (7.1m) | 26'7" (8.0m) | 24'7" (7.4m) | 22'7" (6.8m) | 20'6" (6.2m) |
| Tube Length | 26' (7.9m) | 24' (7.3m) | 22' (6.7m) | 26' (7.9m) | 24' (7.3m) | 22' (6.7m) | 20' (6.0m) |
| Maximum Beam | 102" (259cm) | 102" (259cm) | 102" (259cm) | 102" (259cm) | 102" (259cm) | 102" (259cm) | 102" (259cm) |
| Approx. Weight | 3750# (1701kg) | 3400# (1542kg) | 3200# (1451kg) | 2500# (1134kg) | 2300# (1043kg) | 2150# (975kg) | 2000# (907kg) |
| w/Tritoon | 3870# (1755kg) | 3719# (1687kg) | 3613# (1638kg) | 2850# (1293kg) | 2450# (1111kg) | 2350# (1066kg) | NA |
| Tube Diameter | 27" (69cm) | 27" (69cm) | 27" (69cm) | 27" (69cm) | 27" (69cm) | 27" (69cm) | 27" (69cm) |
| Tube Gauge | .080 | .080 | .080 | .080 | .080 | .080 | .080 |
| Max. Weight Capacity | 2500# (1134kg) | 2000# (907kg) | 2000# (907kg) | 2900# (1315kg) | 2155# (977kg) | 2500# (1134kg) | 2100# (952kg) |
| w/Tritoon | 2500# (1134kg) | 2000# (907kg) | 2000# (907kg) | 4000# (1814kg) | 3700# (1678kg) | 3300# (1497kg) | NA |
| Max. People Capacity | 16 | 14 | 12 | 16 | 14 | 12 | 12 |
| w/Tritoon | 16 | 14 | 12 | 20 | 17 | 15 | NA |
| Maximum HP | 3.0L - 350 Mag. | 3.0L - 5.0L | 3.0L - 4.3L | 150 | 150 | 150 | 115 |
| w/Tritoon | 3.0L - 350 Mag. | 3.0L - 5.7L | 3.0L - 5.0L | 300 | 250 | 200 | NA |
| Fuel Capacity | 35 gal. (132L) | 35 gal. (132L) | 35 gal. (132L) | 25 gal. (95L) | 25 gal. (95L) | 25 gal. (95L) | 25 gal. (95L) |
| w/Tritoon | 56 gal. (212L) | 56 gal. (212L) | 56 gal. (212L) | 56 gal. (212L) | 56 gal. (212L) | 56 gal. (212L) | NA |

GRAND CAYMAN STANDARD FEATURES

Interior*

- » Sony® Stereo System w/Remote Control, Four Speakers, iPod® Jack and Sirius® Radio Capable
- » Deluxe Steering Wheel w/Tilt
- » Sculpted Marine-Grade Carpet
- » Three-Tone Interior Color Fabric Design
- » Plush Lounge Seating w/Kidney Shaped Table
- » Pop-up Privacy Enclosure (Changing Room)
- » Chaise Lounge w/Storage
- » Custom Helm Station w/Steel Burl Panels, Gauges and Built-In Lowrance® X96 Fish-Finder
- » Stainless Steel Drink Holders
- » Double-Hinged Seat Cushions to Access Storage
- » Easy Steer Steering System
- » Reclining Helm Chair

Exterior

- » 27-Inch Diameter Painted Tubes w/Accent Color
- » Baked Armor-Guard Acrylic Paint
- » Boarding Ladder
- » Recessed Docking Lights
- » Quick-Connect Stainless Steel Bimini Top Hardware
- » Full-Length Underdeck Splash Guards
- » Performance Tech II Motor Pod
- » Full-Length Pontoon Keels for Better Tracking and Protection When Beaching
- » Stainless Steel Cleats (4)
- » Integrated Dock-Gard Gunnel Bumpers
- » Bimini Top w/Trailing Struts

* Some features may change based on layout.

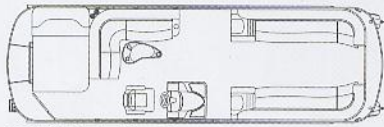
GRAND CAYMAN COLOR OPTIONS

» Paint Accents | Vinyl | Carpet

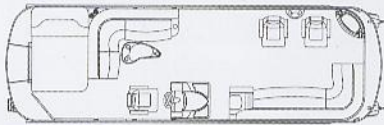


POPULAR GRAND CAYMAN OPTIONS

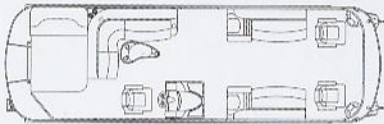
- » Rope Lighting Under Lounge Seats
- » Ski Tow Bar
- » In-Floor Storage (Standard on Tritoon Models)
- » Retractable Stainless Steel Cleats
- » Upgraded Kicker® Speakers
- » Coleman® Products
- » Portable Drink Holder
- » Playpen Cover
- » Additional Base, Table & Pedestal in the Bow
- » Chrome Package
- » Galley



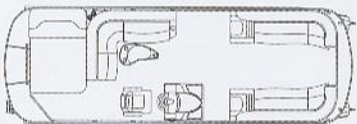
2685 I/O - Standard Floor Plan



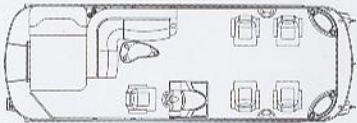
2685 I/O - CR2L - 2 Cruise Recliners & 1 Lounge



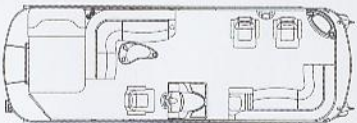
2685 I/O - CR2L2 - 2 Cruise Recliners & 2 Lounge



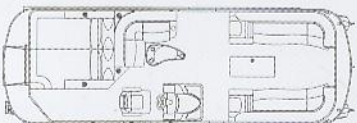
2685 I/O - Standard Floor Plan



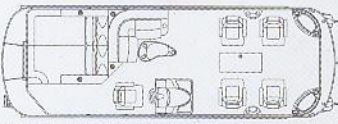
2685 I/O CR4 - 4 Cruise Recliners



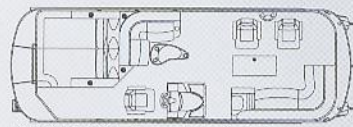
2685 I/O CR2L - 2 Cruise Recliners & 1 Lounge



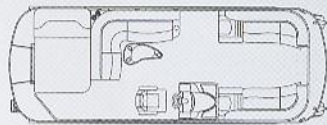
2685 I/O CR2L RFL - 2 Lounge & Rear Facing Lounge



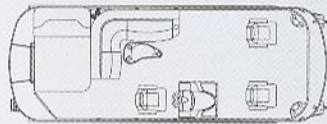
2685 I/O - RFL CR4 - 4 Cruise Recliners & Rear Facing Lounge



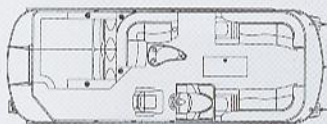
2685 I/O RFL CR2L - 2 Lounge & Rear Facing Lounge



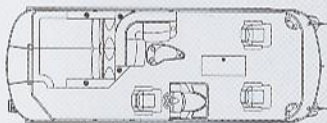
2485 I/O - Standard Floor Plan



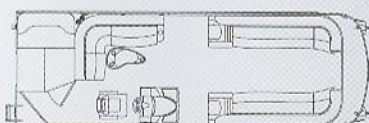
2485 I/O CR2 - 2 Cruise Recliners



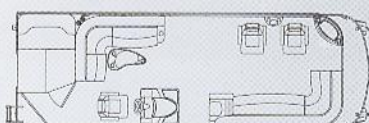
2485 I/O RFL - 2 Lounge & Rear Facing Lounge



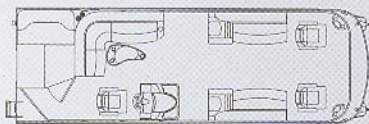
2485 I/O RFL CR2 - 2 Cruise Recliners & Rear Facing Lounge



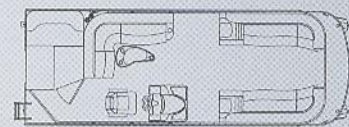
2785 Standard - Standard Floorplan



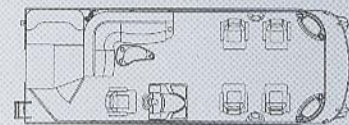
2785 CR2L - 2 Cruise Recliners & 1 Lounge



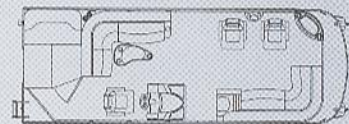
2785 CR2L2 - 2 Cruise Recliners & 2 Lounge



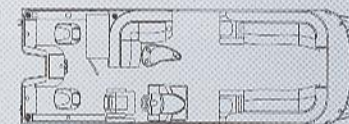
2585 - Standard Floor Plan



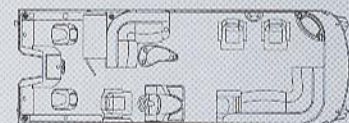
2585 CR4 - 4 Cruise Recliners



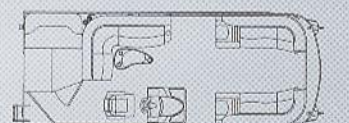
2585 CR2L - 2 Cruise Recliners & 1 Lounge



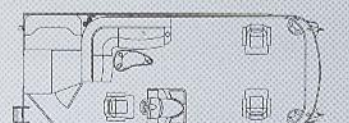
2585 Angler - 2 Pro Fishing Seats in Back



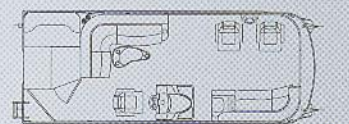
2585 Angler CR2L - 2 Cruise Recliners & 1 Lounge



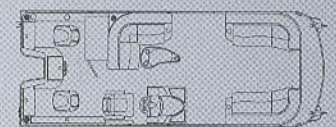
2385 - Standard Floor Plan



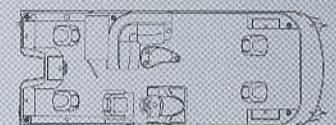
2385 CR2 - 2 Cruise Recliners



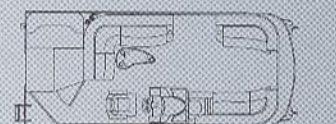
2385 CR2L - 2 Cruise Recliners & 1 Lounge



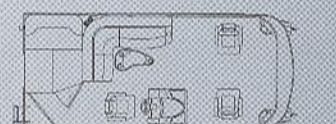
2385 Angler - 2 Pro Fishing Seats in Back




2385 Angler 4-Point - 4 Pro Fishing Seats



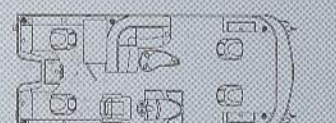
3185 - Standard Floor Plan



2185 CR2 - 2 Cruise Recliners




2185 Angler - 2 Pro Fishing Seats in Back




2185 Angler 4-Point - 4 Pro Fishing Seats

You can go anywhere, do anything when you reach Batata Bay.

You like to cruise with your family on a pontoon that's comfortable, stylish and affordable. You grab the cooler and head for the dock. No sooner than you set foot on your new Batata Bay, all your cares and troubles melt away. At Crestliner, we planned it that way. We've paid attention to every detail in our Batata Bay pontoons. We've included many premium features as standard equipment that other pontoon builders consider options. Things like sport bucket captain's chairs, comfortable lounge seating, boarding ladder, a pop-up changing room and lots of storage. We know that to spend quality time with friends and family, you need quality construction, exceptional performance, a comfortable and spacious interior, and an affordable price tag. It's all here, on Batata Bay.



2385 Batata Bay CR4



1. The automobile inspired helm is extremely user-friendly, with everything you need to spend the day on the water cruising, tubing or fishing. Jensen stereo with iPod adaptor, domed gauges and lit rocker switches are standard.
2. Optional cruiser recliners with fold-up arm rests are available depending on the floor plan you select and as a helm seat option.
3. The Bimini top attaches quick and easy, and is held securely with the new stainless-steel hardware.

Batata Bay

Where quality, comfort and performance are also very affordable.


For Batata Bay specifications, floor layouts, color options and accessories, see pages 22-23.




2385 Batata Bay CR2L Tritoon

On Batata Bay, you'll discover that getting there is still half the fun.

There are many ways to spend quality time with your family. One of the best is to replace Saturday morning cartoons with real-world fun on a Batata Bay pontoon. We build them right, to make sure you have everything you need — comfortable seating for the entire family, a roomy sun deck for enjoying the morning sun, boarding ladder, even a pop-up changing room. You bring the food and drinks. We'll supply the transportation, for cruising, tubing, fishing or just playing on a sandy beach. Quality time on the water starts with the quality of Batata Bay.



1685 Batata Bay



2185 Batata Bay



1. A sport bucket seat is designed for all-day comfort at the helm. 2. The optional stainless steel grill mounts right to the railing for convenient grilling while you cruise. 3. A fold-up boarding ladder makes getting in and out of the water easy, and comes standard.

Batata Bay


Every feature you can dream of at a price you can afford.



2185 Batata Bay CR2

Here's to the world being two-thirds water.

Nothing brings families together like fishing on a quiet bay, on a quality Batata Bay pontoon. Up in the bow there are two comfortable pro fishing seats, a place to store your tackle, and an aerated livewell to put your catch. The aft lounge is great for kicking back with a good book and still keep an eye on your bobber. Or opt for the Angler 4-Point edition and get two additional fishing seats plus a second livewell and more storage. Either way, you have a pontoon with just the right combination of comfort and convenience needed to catch some fish or get some sun with friends and family.



1985 Batata Bay Angler 4-Point



1. The custom helm includes a water resistant Jensen stereo with iPod adaptor and custom-lit rocker switches. 2. A table with drink holders adds convenience, plush seating adds comfort and under-seat storage. 3. The Pro Fishing seat offers plush, form-fitting comfort. 4. On the 4-Point Angler model, the stern features a second livewell, rod locker and tackle storage.

Batata Bay

Comfort and convenience for catching some sun or some fish.



2185 Batata Bay Angler

| BATATA BAY | 2385 Tri | 2385 | 2385 w/27" Tubes | 2185 | 2185 w/27" Tubes | 1985 | 1685 |
|----------------------|----------------|---------------|------------------|---------------|------------------|---------------|---------------|
| Overall Length | 23'7" (7.4m) | 23'6" (7.3m) | 23'6" (7.3m) | 21'6" (6.7m) | 21'6" (6.7m) | 19'6" (6.1m) | 17'6" (5.5m) |
| Tube Length | 22' (6.7m) | 22' (6.7m) | 22' (6.7m) | 20' (6.0m) | 20' (6.0m) | 18' (5.5m) | 16' (4.9m) |
| Maximum Beam | 101" (257cm) | 101" (257cm) | 101" (257cm) | 101" (257cm) | 101" (257cm) | 101" (257cm) | 101" (257cm) |
| Approx. Weight | 2307# (1046kg) | 2157# (978kg) | 2307# (1046kg) | 1900# (861kg) | 2000# (907kg) | 1750# (794kg) | 1575# (714kg) |
| Tube Diameter | 27" (69cm) | 23" (58cm) | 27" (69cm) | 23" (58cm) | 27" (69cm) | 23" (58cm) | 23" (58cm) |
| Tube Gauge | .080 | .080 | .080 | .080 | .080 | .080 | .080 |
| Max. Weight Capacity | 3300# (1497kg) | 2075# (941kg) | 2500# (1134kg) | 1869# (848kg) | 2100# (953kg) | 1649# (748kg) | 1425# (646kg) |
| Max. Person Capacity | 15 | 10 | 12 | 9 | 12 | 8 | 7 |
| Maximum HP | 200 | 115 | 150 | 90 | 115 | 75 | 50 |
| Fuel Capacity | 56 gal. | 25 gal. | 25 gal. | 25 gal. | 25 gal. | 25 gal. | 25 gal. |

BATATA BAY STANDARD FEATURES

*Interior**

- » Jensen Stereo System, iPod Jack and Sirius Radio Capable
- » Sport Steering Wheel
- » Marine-Grade Carpet
- » Sport Bucket Captain's Chair w/Slider
- » Plush Lounge Seating
- » Pop-up Changing Room 24 "x 36"
- » Interior Lighting
- » Deluxe Helm Station w/Windscreen
- » Aft Sun Deck
- » Table w/Integrated Drink Holders
- » Drink Holders
- » Double-Hinged Seat Cushions to Access Storage
- » Chaise Lounge Seating (2185 and 2385)
- » Easy Steer Steering System
- » Built-in Fuel Tank
- » Netting Storage on 4-Point Starboard Rear Fence

Exterior

- » 23-Inch Diameter Painted Tubes (27-Inch Available on Some Models)
- » Baked Armor-Guard Paint Process
- » Custom Crestliner Batata Bay Graphics Package
- » Color-Matched Bimini Top w/Trailer Legs
- » Performance Tech II Motor Pod
- » Full-Length Pontoon Keels for Better Tracking and Protection When Beaching
- » Deck Cleats (4)
- » Navigation Lights
- » Three Boarding Gates (Four on Some Models)
- » Extruded Aluminum Crossmembers w/SprayDeflector
- » Boarding Ladder

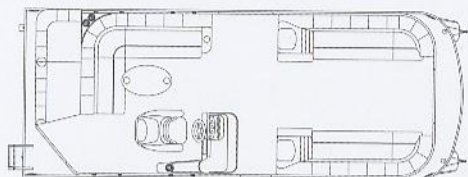
* Some features may change based on layout.

POPULAR BATATA BAY OPTIONS

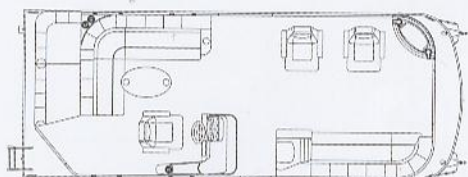
- » 27" Tubes available on 2185 & 2385
- » Dock-Gard Gunnel Bumper
- » Sony® Stereo System Upgrade
- » Underdeck Splash Guard
- » Reclining Helm Chair
- » Hydraulic Steering
- » Play Pen Cover
- » Docking Lights
- » Stainless Steel Cleats
- » Gas Grill
- » Ski Tow Bar

» *Paint Accents | Vinyl | Carpet*

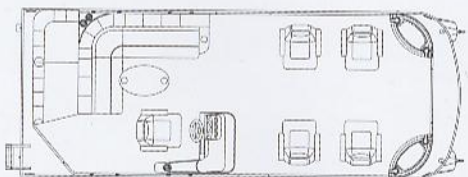
2385 BATATA BAY



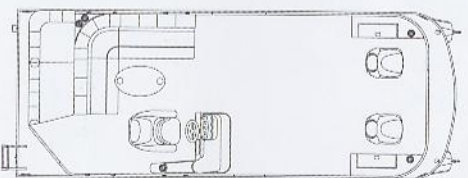
2385 Standard Floor Plan
(Two-Tube & Tritoon Models)



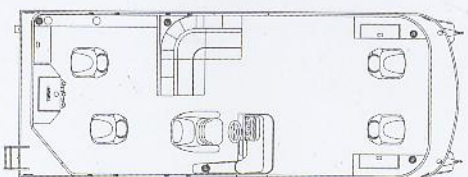
2385 CR2L / 2 Cruise Recliners & Standard Lounge
(Two-Tube & Tritoon Models)



2385 CR4 / 4 Cruise Recliners
(Two-Tube & Tritoon Models)

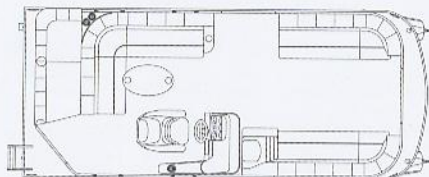


2385 Angler / 2 Fishing Chairs in the Bow

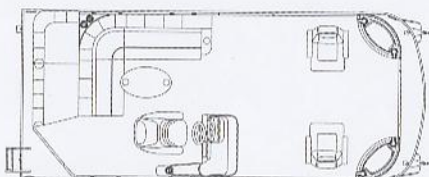


2385 Angler 4-Point / 4 Fishing Chairs

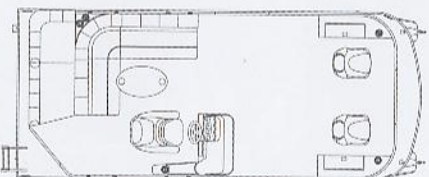
2185 BATATA BAY



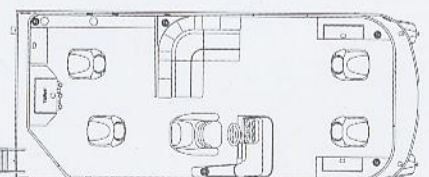
2185 Standard Floor Plan



2185 CR2 - 2 Cruise Recliners and a Standard Lounge

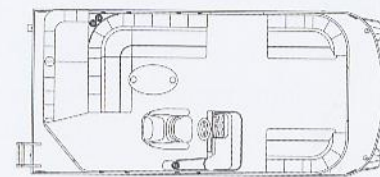


2185 Angler - 2 Fishing Chairs in the Bow

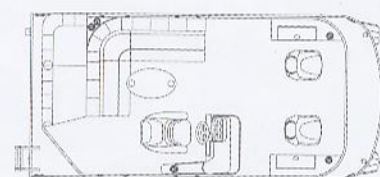


2185 Angler 4-Point - Four Fishing Chairs

1985 BATATA BAY

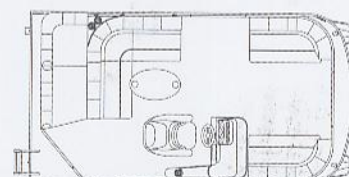


1985 Standard Floor Plan

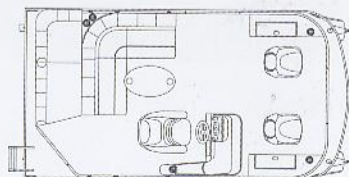


1985 Angler - 2 Fishing Chairs in the Bow

1685 BATATA BAY



1685 Standard Floor Plan



1685 Angler - 2 Fishing Seats in the Bow

| | Grand Cayman | | | | | | | | | | | | | | | Batata Bay | | | | | SunC | |
|--|--------------|------|---------|------|---------|------|---------|----------|-------------|-----------------|----------|-------------|-----------------|----------|-------------|------------|------|------|------|---------|------|-----|
| | 2185 | 2385 | 2385 TH | 2585 | 2585 TH | 2785 | 2785 TH | 2485 I/O | 2485 I/O TH | 2485 I/O REL TH | 2685 I/O | 2685 I/O TH | 2685 I/O REL TH | 2885 I/O | 2885 I/O TH | 1685 | 1985 | 2185 | 2385 | 2385 TH | 2185 | |
| CONSTRUCTION | | | | | | | | | | | | | | | | | | | | | | |
| "Lifetime + 3" Protection Plan | S | S | S | S | S | S | S | S | S | S | S | S | S | S | S | S | S | S | S | S | S | S |
| 23" tubes | N/A | N/A | N/A | N/A | N/A | N/A | N/A | N/A | N/A | N/A | N/A | N/A | N/A | N/A | N/A | S | S | S | S | S | N/A | N/A |
| 27" tubes | S | S | S | S | S | S | S | S | S | S | S | S | S | S | S | N/A | N/A | O | O | O | S | N/A |
| Built in fuel tank (25 gal.) | S | S | N/A | S | N/A | S | N/A | N/A | N/A | N/A | N/A | N/A | N/A | N/A | N/A | S | S | S | S | N/A | N/A | N/A |
| Built in fuel tank (35 gal.) | N/A | N/A | N/A | N/A | N/A | N/A | N/A | S | N/A | N/A | S | N/A | N/A | S | N/A | N/A | N/A | N/A | N/A | N/A | N/A | N/A |
| Built in fuel tank (56 gal.) | N/A | N/A | S | N/A | S | N/A | S | N/A | S | S | N/A | S | S | N/A | S | O | O | O | O | O | S | N/A |
| Dock-Gard gunnel bumper | S | S | S | S | S | S | S | S | S | S | S | S | S | S | S | S | S | S | S | S | S | S |
| Extruded cross members w/ spray deflector | S | S | S | S | S | S | S | S | S | S | S | S | S | S | S | S | S | S | S | S | S | S |
| Full length pontoon keels | S | S | S | S | S | S | S | S | S | S | S | S | S | S | S | S | S | S | S | S | S | S |
| Heavy duty aluminum pontoons | S | S | S | S | S | S | S | S | S | S | S | S | S | S | S | N/A | N/A | O | O | O | N/A | N/A |
| Lifting strakes (only available w/ 27" tubes) | O | O | S | O | S | O | S | O | S | O | S | O | S | O | S | N/A | N/A | O | O | O | N/A | N/A |
| Painted pontoon tubes & deck trim | S | S | S | S | S | S | S | S | S | S | S | S | S | S | S | S | S | S | S | S | S | N/A |
| Composite deck | O | O | O | O | O | O | O | O | O | O | O | O | O | O | O | O | O | O | O | O | O | N/A |
| Underdeck splash guards (full length) | S | S | S | S | S | S | S | S | S | S | S | S | S | S | S | N/A | N/A | O | O | S | N/A | N/A |
| Wheelchair accessible gate | S | S | S | S | S | S | S | S | S | S | S | S | S | S | S | S | S | S | S | S | S | S |
| INTERIOR | | | | | | | | | | | | | | | | | | | | | | |
| Cup holders | S | S | S | S | S | S | S | S | S | S | S | S | S | S | S | S | S | S | S | S | S | S |
| Marine grade carpet | S | S | S | S | S | S | S | S | S | S | S | S | S | S | S | S | S | S | S | S | S | S |
| Roomy pop-up changing/privacy room | S | S | S | S | S | S | S | S | S | S | S | S | S | S | S | S | S | S | S | S | S | N/A |
| Tilt out wastebasket built-in chaise lounge | N/A | S | S | S | S | S | S | S | S | S | S | S | S | S | S | N/A | N/A | N/A | N/A | N/A | N/A | N/A |
| Infloor storage | O | O | S | O | S | O | S | O | S | O | S | O | S | O | S | N/A | N/A | N/A | N/A | N/A | S | N/A |
| Trolling motor accessible gate & outlet | O | O | O | O | O | N/A | N/A | N/A | N/A | N/A | N/A | N/A | N/A | N/A | N/A | O | O | O | O | N/A | N/A | N/A |
| Upgraded Kicker speakers | O | O | O | O | O | O | O | O | O | O | O | O | O | O | O | N/A | N/A | N/A | N/A | N/A | N/A | N/A |
| Vinyl floor | O | O | O | O | O | O | O | N/A | N/A | N/A | N/A | N/A | N/A | N/A | N/A | O | O | O | O | O | O | O |
| FURNITURE | | | | | | | | | | | | | | | | | | | | | | |
| Aft sundeck | S | S | S | S | S | S | S | S | S | N/A | S | S | N/A | S | S | S | S | S | S | S | S | N/A |
| Rear facing double chaise lounge | | | | | | | | | | S | | | S | | | | | | | | | |
| Chaise lounge seating | S | S | S | S | S | S | S | S | S | S | S | S | S | S | S | N/A | N/A | S | S | S | S | N/A |
| Galley | N/A | O | O | O | O | O | O | O | O | N/A | O | O | N/A | O | O | N/A | N/A | N/A | N/A | N/A | N/A | N/A |
| Table w/ drink holders | S | S | S | S | S | S | S | S | S | S | S | S | S | S | S | S | S | S | S | S | S | S |
| Recliner captains chair w/ swivel, armrests, headrest, slider | S | S | S | S | S | S | S | S | S | S | S | S | S | S | S | O | O | O | O | O | N/A | N/A |
| Sport bucket captains chair w/slider | N/A | N/A | N/A | N/A | N/A | N/A | N/A | N/A | N/A | N/A | N/A | N/A | N/A | N/A | N/A | S | S | S | S | S | S | S |
| Front sleeper seat option w/ bow bench & inflatable filler cushion | O | O | O | O | O | O | O | O | O | O | O | O | O | O | O | N/A | N/A | N/A | N/A | N/A | N/A | N/A |
| Inflatable filler cushion | O | O | O | O | O | O | O | O | O | O | O | O | O | O | O | O | O | O | O | O | O | N/A |
| Portable drink holder | O | O | O | O | O | O | O | O | O | O | O | O | O | O | O | N/A | N/A | N/A | N/A | N/A | N/A | N/A |
| HARDWARE / ELECTRICAL | | | | | | | | | | | | | | | | | | | | | | |
| 12 volt power outlet | S | S | S | S | S | S | S | S | S | S | S | S | S | S | S | S | S | S | S | S | S | N/A |
| Deck cleats | S | S | S | S | S | S | S | S | S | S | S | S | S | S | S | S | S | S | S | S | S | S |
| Deck cleats (retractable stainless steel) | O | O | O | O | O | O | O | O | O | O | O | O | O | O | O | N/A | N/A | N/A | N/A | N/A | N/A | N/A |
| Docking lights (recessed in fencing) | S | S | S | S | S | S | S | S | S | S | S | S | S | S | S | O | O | O | O | O | N/A | N/A |
| Gas grill / Stainless steel (rail mount) | O | O | O | O | O | O | O | O | O | O | O | O | O | O | O | O | O | O | O | O | O | N/A |
| Interior lights | S | S | S | S | S | S | S | S | S | S | S | S | S | S | S | S | S | S | S | S | S | N/A |
| Locator (depth finder) | S | S | S | S | S | S | S | S | S | S | S | S | S | S | S | S | S | S | S | S | S | N/A |
| Permanent mount boarding ladder | S | S | S | S | S | S | S | S | S | S | S | S | S | S | S | S | S | S | S | S | S | N/A |
| Quick connect stainless steel bimini top hardware | S | S | S | S | S | S | S | S | S | S | S | S | S | S | S | S | S | S | S | S | S | N/A |
| Rope lighting under lounges | O | O | O | O | O | O | O | O | O | O | O | O | O | O | O | N/A | N/A | N/A | N/A | N/A | N/A | N/A |
| HELM | | | | | | | | | | | | | | | | | | | | | | |
| Deluxe steering wheel w/ black chrome accent | S | S | S | S | S | S | S | S | S | S | S | S | S | S | S | N/A | N/A | N/A | N/A | N/A | N/A | N/A |
| Sport steering wheel | N/A | N/A | N/A | N/A | N/A | N/A | N/A | N/A | N/A | N/A | N/A | N/A | N/A | N/A | N/A | S | S | S | S | S | S | S |
| Easy-Steer steering system | S | S | N/A | S | N/A | S | N/A | N/A | N/A | N/A | N/A | N/A | N/A | N/A | N/A | S | S | S | S | S | N/A | N/A |
| Hydraulic steering system w/ tilt wheel | O | O | S | O | S | O | S | S | S | S | S | S | S | S | S | N/A | N/A | O | O | S | N/A | N/A |
| Tilt steering | S | S | S | S | S | S | S | S | S | S | S | S | S | S | S | O | O | O | O | S | N/A | N/A |
| Horn, concealed | S | S | S | S | S | S | S | S | S | S | S | S | S | S | S | S | S | S | S | S | S | N/A |
| Sony stereo, AM/FM, CD, iPod jack, Sirius capable | S | S | S | S | S | S | S | S | S | S | S | S | S | S | S | O | O | O | O | O | N/A | N/A |
| Jensen stereo, AM/FM, iPod jack, Sirius capable | N/A | N/A | N/A | N/A | N/A | N/A | N/A | N/A | N/A | N/A | N/A | N/A | N/A | N/A | N/A | S | S | S | S | S | S | O |
| Depth gauge with water and air temp. | O | O | O | O | O | O | O | O | O | O | O | O | O | O | O | O | O | O | O | O | O | N/A |
| CANVAS | | | | | | | | | | | | | | | | | | | | | | |
| Bimini top | S | S | S | S | S | S | S | S | S | S | S | S | S | S | S | S | S | S | S | S | S | S |
| 2nd bimini | N/A | O | O | O | O | O | O | O | O | O | O | O | O | O | O | N/A | N/A | O | O | O | N/A | N/A |
| Playpen cover | O | O | O | O | O | O | O | O | O | O | O | O | O | O | O | O | O | O | O | O | O | O |
| Full enclosure | N/A | O | O | O | O | O | O | O | O | O | O | O | O | O | O | N/A | N/A | N/A | N/A | N/A | N/A | N/A |



1. Lounge seats are double-hinged for easy access to storage.
2. Optional retractable stainless steel cleats (Grand Cayman).
3. In-floor storage standard on tritoon models and an option on two-tube models.
4. Coleman® Products. Blender / Deluxe Grill / Air Pump

5. Changing room mirror with mesh storage option.
6. Chrome package: Retractable cleats, thermoformed chrome docking lights, Flex-Chrome rubrail, chrome speaker grills, domed chrome logo, portable drink holder.
7. Plush cruise recliners shown with drink holder console featuring the optional Kicker® speaker.

8. Protective playpen cover.
9. Pop-up privacy enclosure is standard on the Grand Cayman and most Batata Bay models.
10. Optional double bimini top on select models.
11. The Pro Fishing seat offers plush, form-fitting comfort.

12. iPod® port / auxiliary input standard on Grand Cayman and Batata Bay.
13. Rope lighting option.
14. Grand Cayman Galley.
15. Tilt out waste basket.
16. Optional full canvas enclosure with screened openings is perfect for camping.

CRESTLINER



609 13TH AVE. N.E., LITTLE FALLS, MINNESOTA 56345
PHONE: 320.632.6686 FAX: 320.632.2127

FOR ADDITIONAL, MODEL SPECIFIC INFORMATION VISIT CRESTLINER.COM OR SEE YOUR LOCAL DEALER

takeme.fishing.org

STEARNS

M/M/M
CERTIFIED
MOTOR

MERCURY
4-Stroke
"4 on The Water"

All prices and specifications subject to change. Crestliner reserves the right to discontinue models or change prices, specifications, materials, equipment, color or design at any time without notice and without incurring obligations. Some models are shown with optional features. Outboard model weights shown in this catalog reflect the approximate weight of the boat/pontoon only, and do not include weights of the outboard motor or accessories installed. All boats/pontoons meet or exceed United States Coast Guard regulations and National Marine Manufacturers Association Certification Standards. Warranty: The Crestliner LIFE TIME 3 Protection Plan continues to lead the industry. Crestliner warrants that it will repair or replace defects discovered in a main seam hull within one year after the date the boat/pontoon is purchased. Crestliner also warrants that it will repair or replace all other defects in materials and workmanship in the boat/pontoon for a period of three years after the date of purchase. Some restrictions apply. For complete details, a copy of our limited warranty is attached to each new boat/pontoon or may be obtained from your Crestliner dealer. Many pontoons featured in this catalog are shown with available options. See your dealer for details. Every effort was made to ensure that this information was accurate at the time of printing. Crestliner assumes no responsibility in type or in print. Please follow the rules of safe boating. Be courteous to others and respect the marine environment. Special thanks to: Stearns Manufacturing PFDs and Jallateables, St. Croix Rod, Northland Fishing, tackle, Beckman Nets, Aqua view and Berkley. ©2005 Crestliner / A Brunswick Boat Company. Printed in USA