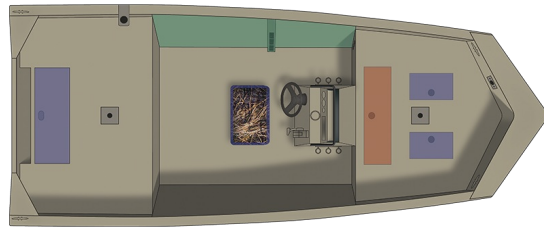


1870 Retriever FCC



Specs



GENERAL

1870 RETRIEVER FCC



Overall Length	18'	5.48 m
Boat/Motor/Trailer Length	21'	6.40 m
Boat/Motor/Trailer Width	8'	2.43 m
Boat/Motor/Trailer Height	6' 10"	2.08 m
Beam	96"	244 cm
Chine Width	70"	178 cm
Side Depth	24"	61 cm
Transom Height	27"	69 cm
Deadrise	3.5°	
Weight (Boat only, dry)	970#	440 kg
Max Weight Capacity	1,578#	715 kg
Max Person Capacity	7	
Min HP Capacity	65	
Max HP Capacity	80	
Fuel Capacity	19 gal.	72 L
Aluminum Gauge Bottom	0.100"	
Aluminum Gauge Sides	0.100"	
Aluminum Gauge Transom	0.100"	

Colors

STANDARD

-  Painted, interior & exterior (Olive drab)
-  Painted, interior & exterior (Marsh Tan)

OPTIONAL

-  Camouflage paint (Mossy Oak Break-Up)
-  Camouflage paint (Mossy Oak Shadowgrass)

Features

CONSOLE/INSTRUMENTATION

Console, forward mounted aluminum w/6 vertical rod holders, toggle switches, 12V power outlet, space for top mount electronics, drink holder & grab handle

Steering wheel, black composite

No-feedback steering

Fuel gauge

FLOORING

Aluminum floor, flat

SEATING

Seat, box w/cushion & storage below

Pedestal floor bases (2)

STORAGE/CONVENIENCE

Platform (bow)

Storage compartments w/compression latches (port & starboard, bow)

Platform w/lid & service compartment (stern)

ROD STORAGE

Rod rack, vertical (console) (holds 6 rods)

Rod rack, quick access system (port) (holds up to 3 full-size rods)

LIVEWELLS/BAITWELLS

Livewell, 17 gal. aerated (bow)(43Lx11.5Wx8D)

INTERIOR FEATURES

Wood-free construction

Lanyard, ignition stop switch

Light, navigation

Compartment seals

Side panels

EXTERIOR FEATURES

Hull, aluminum, all-welded (tunnel jet)

Keel, extruded full length, welded (center)

Rib construction, cross & side

Ribs, extruded, extra strength

Spray rails, formed

Cleats, black composite (4)

Paint Process, Enamel

Gunnel, extruded w/lock track system

Strakes, formed 1-1/4" (6)

Eyes, stainless steel (bow & stern)

ACCESSORIES

Trolling motor outlet, w/8-gauge wiring harness (bow)

TRAILER

Basic 2200LB Bunk Painted Black Trailer

Options

CONSOLE/INSTRUMENTATION

Windscreen

Hydraulic steering

SEATING

Seat, Tempress, Mossy Oak Shadowgrass w/ pedestal (factory installed)

Cushion for stern deck, Mossy Oak Break-Up

Cushion for stern deck, Mossy Oak Shadowgrass

Leaning post w/cushion, Mossy Oak Break-Up

Leaning post w/cushion, Mossy Oak Shadowgrass

ACCESSORIES

Battery charger, 1 bank

Battery charger, 2 bank

Lock Track 5" accessory bracket

Lock Track rope eye (cleat/blind tie down) (no bracket required)

Lock Track shotgun shell and drink holder (no bracket required)

Lock Track tree holder (no bracket required)

Rod holder (requires Lock Track 5" accessory bracket)

Sponson pods

Spray deflector

Transducer bracket, welded

Transom saver

Trolling motor outlet, w/6-gauge wiring harness (24V capable) (bow)

TRAILERS

Basic 2200LB Bunk Painted Black Trailer

Basic 2200LB Vinyl Bunk Galvanized Trailer

Spare tire, w/ShoreArm'r Mnt(ST175/80R13C)2X4

Spare tire, w/Galv Mnt(ST175/80R13C) 2X4

Tie down, ratcheting mounted pair

ENGINES

Mercury Jet 65ELPT EFI FourStroke

Mercury Jet 80ELPT EFI Fourstroke

Packages

GAUGE PACKAGE

Tachometer gauge

Speedometer gauge

Trim Gauge