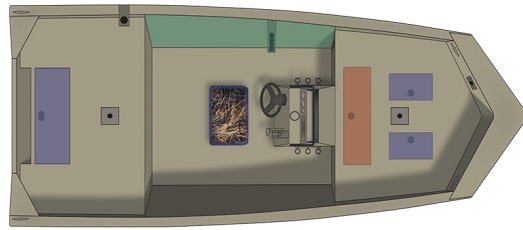


# 1660 Retriever FCC



## Specs



### GENERAL

### 1660 RETRIEVER FCC



Overall Length	16'	4.88 m
Boat/Motor/Trailer Length	18'6"	5.64 m
Boat/Motor/Trailer Width	7'1"	2.31 m
Boat/Motor/Trailer Height	5' 8"	1.72 m
Beam	85"	216 cm
Chine Width	60"	152 cm
Side Depth	24"	61 cm
Transom Height	22"	56 cm
Deadrise	3.5°	
Weight (Boat only, dry)	835#	379 kg
Max Weight Capacity	1,009#	458 kg
Max Person Capacity	4	
Min HP Capacity	40	
Max HP Capacity	65	
Fuel Capacity	Portable	
Aluminum Gauge Bottom	0.100"	
Aluminum Gauge Sides	0.100"	
Aluminum Gauge Transom	0.100"	

## Colors

### STANDARD

-  Painted, interior & exterior (Olive drab)
-  Painted, interior & exterior (Marsh Tan)

### OPTIONAL

-  Camouflage paint (Mossy Oak Break-Up)
-  Camouflage paint (Mossy Oak Shadowgrass)

## Features

### CONSOLE/INSTRUMENTATION

Console, forward mounted aluminum w/6 vertical rod holders, toggle switches, 12V power outlet, space for top mount electronics, drink holder & grab handle

Steering wheel, black composite

No-feedback steering

### FLOORING

Aluminum floor, flat

### SEATING

Seat, box w/cushion & storage below

Pedestal floor bases (2)

### STORAGE/CONVENIENCE

Platform (bow)

Storage compartments w/compression latches (port & starboard, bow)

Platform w/lid & service compartment (stern)

### ROD STORAGE

Rod rack, vertical (console) (holds 6 rods)

Rod rack, quick access system (port) (holds up to 3 full-size rods)

### LIVEWELLS/BAITWELLS

Livewell, 13 gal. aerated (bow)(32Lx13.5Wx7D)

### INTERIOR FEATURES

Wood-free construction

Lanyard, ignition stop switch

Light, navigation

Compartment seals

Side panels

### EXTERIOR FEATURES

Hull, aluminum, all-welded (tunnel jet)

Keel, extruded full length, welded (center)

Rib construction, cross & side

Ribs, extruded, extra strength

Spray rails, formed

Cleats, black composite (4)

Paint Process, Enamel

Gunnel, extruded w/lock track system

Strakes, formed 1-1/4" (6)

Eyes, stainless steel (bow & stern)

### ACCESSORIES

Trolling motor outlet, w/8-gauge wiring harness (bow)

### TRAILER

Basic 1800LB Bunk Painted Black Trailer

## Options

### CONSOLE/INSTRUMENTATION

Windscreen

### SEATING

Seat, Tempress, Mossy Oak Shadowgrass w/ pedestal (factory installed)

Cushion for stern deck, Mossy Oak Break-Up

Cushion for stern deck, Mossy Oak Shadowgrass

Leaning post w/cushion, Mossy Oak Break-Up

Leaning post w/cushion, Mossy Oak Shadowgrass

### ACCESSORIES

Battery charger, 1 bank

Battery charger, 2 bank

Lock Track 5" accessory bracket

Lock Track rope eye (cleat/blind tie down) (no bracket required)

Lock Track shotgun shell and drink holder (no bracket required)

Lock Track tree holder (no bracket required)

Rod holder (requires Lock Track 5" accessory bracket)

Sponson pods

Spray deflector

Transducer bracket, welded

Transom saver

Trolling motor outlet, w/6-gauge wiring harness (24V capable) (bow)

### TROLLING MOTORS

MinnKota Edge 45/45" 12V

MotorGuide X3 45/45" 12V

### TRAILERS

Basic 1800LB Bunk Painted Black Trailer

Basic 1800LB Bunk Galvanized Trailer

Basic 1800LB Vinyl Bunk Galvanized Trailer

Spare tire, w/ShoreArm'r Mnt(ST175/80R13C)1.X3

Spare tire, w/Galv Mnt(ST175/80R13C) 1.X3

Tie down, ratcheting mounted pair

### ENGINES

Mercury Jet 40ELPT EFI FourStroke

Mercury Jet 65ELPT EFI FourStroke

## Packages

### GAUGE PACKAGE

Trim Gauge

Tachometer gauge

Speedometer gauge