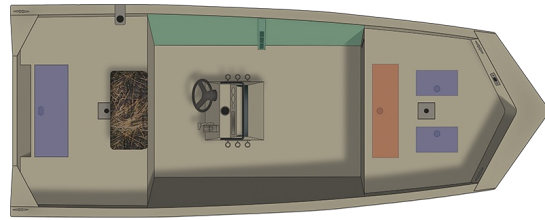


2070 Retriever CC/SC Center Console



Specs



GENERAL

2070 RETRIEVER CC/SC CENTER CONSOLE



Overall Length	20'	6.09 m
Boat/Motor/Trailer Length	23'	7.01 m
Boat/Motor/Trailer Width	8'	2.43 m
Boat/Motor/Trailer Height	6' 10"	2.08 m
Beam	96"	244 cm
Chine Width	70"	178 cm
Side Depth	24"	61 cm
Transom Height	20"	51 cm
Deadrise	3.5°	
Weight (Boat only, dry)	1,125#	510 kg
Max Weight Capacity	1,862#	845 kg
Max Person Capacity	7	
Min HP Capacity	25	
Max HP Capacity	150	
Fuel Capacity	19 gal.	72 L
Aluminum Gauge Bottom	0.100"	
Aluminum Gauge Sides	0.100"	
Aluminum Gauge Transom	0.100"	

Colors

STANDARD

-  Painted, interior & exterior (Olive drab)
-  Painted, interior & exterior (Marsh Tan)

OPTIONAL

-  Camouflage paint (Mossy Oak Break-Up)
-  Camouflage paint (Mossy Oak Shadowgrass)

Features

CONSOLE/INSTRUMENTATION

Console, aluminum w/6 vertical rod holders, toggle switches, 12V power outlet, space for top mount electronics, drink holder & grab handle

Steering wheel, black composite

No-feedback steering

Fuel gauge

FLOORING

Aluminum floor, flat

SEATING

Seat, cushion (stern)

Pedestal floor bases (2)

STORAGE/CONVENIENCE

Platform (bow)

Storage compartments, (port & starboard, bow)

Platform w/lid & service compartment (stern)

ROD STORAGE

Rod rack, vertical (console) (holds 6 rods)

Rod rack, quick access system (port) (holds up to 3 full-size rods)

LIVEWELLS/BAITWELLS

Livewell, 16 gal. aerated (bow)(42Lx10Wx9D)

INTERIOR FEATURES

Wood-free construction

Bilge pump (manual)

Lanyard, ignition stop switch

Level flotation

Light, navigation

Compartment seals

Side panels

EXTERIOR FEATURES

Hull, aluminum, all-welded

Keel, extruded full length, welded (center)

Strakes, formed 1-1/4" (8)

Rib construction, cross & side

Ribs, extruded, extra strength

Spray rails, formed

Cleats, black composite (4)

Paint Process, Enamel

Gunnel, extruded w/lock track system

Eyes, stainless steel (bow & stern)

ACCESSORIES

Trolling motor outlet, w/8-gauge wiring harness (bow)

TRAILER

Basic 2200LB Bunk Painted Black Trailer

Options

CONSOLE/INSTRUMENTATION

Horn

Hydraulic steering

Windscreen

SEATING

Leaning post w/cushion, Mossy Oak Shadowgrass

Seat clip (male)

Seat, Tempress, Mossy Oak Shadowgrass w/seat clip (requires seat clip (male) option)

Seat, Tempress, Mossy Oak Shadowgrass w/ pedestal (factory installed)

ACCESSORIES

Battery charger, 1 bank

Battery charger, 2 bank

Bilge pump (automatic)

Fire extinguisher

Jet modification

Jet modification w/ 27" transom

Lock Track 5" accessory bracket

Lock Track rope eye (cleat/blind tie down) (no bracket required)

Lock Track shotgun shell and drink holder (no bracket required)

Lock Track tree holder (no bracket required)

Rod holder (requires Lock Track 5" accessory bracket)

Sponson pods

Spray deflector

Transducer bracket, welded

Transom saver

Trim switch (bow)

Trolling motor outlet, w/6-gauge wiring harness (24V capable) (bow)

TROLLING MOTORS

MinnKota Edge 45/45" 12V

MotorGuide X3 45/45" 12V

TRAILERS

Basic 2200LB Bunk Painted Black Trailer

Basic 2200LB Vinyl Bunk Galvanized Trailer

Basic 4500LB Bunk Painted Black Trailer

Basic 4500LB Bunk Galvanized Trailer

Premium 2200LB Bunk Painted Black Tandem Trailer

Premium 2200LB Bunk Galvanized Tandem Trailer

Spare tire, w/ShoreArm'r Mnt(ST175/80R13C)2X4

Spare tire, w/Galv Mnt(ST175/80R13C)2X4

Tie down, ratcheting mounted pair

ENGINES

Mercury 25ELPT EFI FourStroke

Mercury 30ELPT EFI FourStroke

Mercury 40ELPT EFI FourStroke

Mercury 50ELPT EFI FourStroke

Mercury 60ELPT EFI FourStroke

Mercury 75ELPT EFI FourStroke

Mercury 90ELPT EFI FourStroke

Mercury 115ELPT EFI FourStroke

Mercury 115ELPT Pro XS FourStroke

Mercury 150L FourStroke

Mercury 150L Pro XS FourStroke

Mercury Jet 40ELPT EFI FourStroke (requires Jet modification option)

Mercury Jet 65ELPT EFI FourStroke (requires Jet modification or Jet modification w/27" transom option)

Mercury Jet 80ELPT EFI Fourstroke (requires Jet modification or Jet modification w/27" transom option)

Packages

GAUGE PACKAGE

Trim Gauge

Tachometer gauge

Speedometer gauge