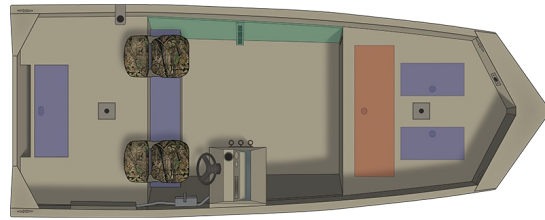


2070 Retriever SCHD



Specs

GENERAL

2070 RETRIEVER SCHD



Overall Length	20'	6.09 m
Boat/Motor/Trailer Length	23'	7.01 m
Boat/Motor/Trailer Width	8'	2.43 m
Boat/Motor/Trailer Height	6' 10"	2.08 m
Beam	96"	244 cm
Chine Width	70"	178 cm
Side Depth	24"	61 cm
Transom Height	20"	51 cm
Deadrise	3.5°	
Weight (Boat only, dry)	1,289#	585 kg
Max Weight Capacity	1,862#	845 kg
Max Person Capacity	7	
Max HP Capacity	150	
Fuel Capacity	19 gal.	72 L
Aluminum Gauge Bottom	0.125"	
Aluminum Gauge Sides	0.125"	
Aluminum Gauge Transom	0.125"	

HULL



Aluminum gauge bottom	0.125"
Aluminum gauge sides	0.125"
Aluminum gauge transom	0.125"

Colors

STANDARD

-  Painted, interior & exterior (Olive drab)
-  Painted, interior & exterior (Marsh Tan)

OPTIONAL

-  Camouflage paint (Mossy Oak Shadowgrass)
-  Camouflage paint (Mossy Oak Break-Up)

Features

CONSOLE/INSTRUMENTATION

Console, aluminum w/3 vertical rod holders, toggle switches, 12V power outlet, space for top mount electronics & drink holder

Steering wheel, black composite

No-feedback steering

Fuel gauge

FLOORING

Aluminum floor, flat

SEATING

Seat, Tempress, Mossy Oak Shadowgrass (2)

Pedestal floor bases (2)

STORAGE/CONVENIENCE

Platform (bow)

Storage compartments w/compression latches (port & starboard, bow)

Storage, under seat

Platform w/lid & service compartment (stern)

ROD STORAGE

Rod rack, vertical (console) (holds 3 rods)

Rod rack, quick access system (port) (holds up to 3 full-size rods)

LIVEWELLS/BAITWELLS

Livewell, 60 gal. aerated (bow)(60Lx22Wx10.5D)

INTERIOR FEATURES

Wood-free construction

Bilge pump (manual)

Lanyard, ignition stop switch

Level flotation

Light, navigation

Compartment seals

Side panels

EXTERIOR FEATURES

Hull, aluminum, all-welded

Keel, extruded full length, welded (center)

Strakes, formed 1-1/4" (8)

Rib construction, cross & side

Ribs, extruded, extra strength

Spray rails, formed

Cleats, black composite (4)

Paint Process, Enamel

Gunnel, extruded w/lock track system

Eyes, stainless steel (bow & stern)

ACCESSORIES

Trolling motor outlet, w/8-gauge wiring harness (bow)

TRAILER

Basic 2200LB Bunk Painted Black Trailer

Options

CONSOLE/INSTRUMENTATION

Windscreen

Horn

Hydraulic steering

SEATING

Seat, Tempress, Mossy Oak Shadowgrass w/ pedestal (factory installed)

Seat, bench w/storage underneath (Mossy Oak Break-Up) (exchange 2 seats)

Seat, bench w/storage underneath (Mossy Oak Shadowgrass) (exchange 2 seats)

ACCESSORIES

Battery charger, 1 bank

Battery charger, 2 bank

Fire extinguisher

Gunbox, 53" w/rod tubes & cushion (Mossy Oak Break-Up)

Gunbox, 53" w/rod tubes & cushion (Mossy Oak Shadowgrass)

Light, courtesy

Sponson pods

Transducer bracket, welded

Transom saver

Trim switch (bow)

Trolling motor outlet, w/6-gauge wiring harness (24V capable) (bow)

TRAILERS

Basic 2200LB Bunk Painted Black Trailer

Basic 2200LB Vinyl Bunk Galvanized Trailer

Basic 4500LB Bunk Painted Black Trailer

Basic 4500LB Bunk Galvanized Trailer

Premium 2200LB Bunk Painted Black Tandem Trailer

Premium 2200LB Bunk Galvanized Tandem Trailer

Spare tire, w/ShoreArm'r Mnt(ST175/80R13C)2X4

Spare tire, w/Galv Mnt(ST175/80R13C)2X4

Tie down, ratcheting mounted pair

ENGINES

Mercury 75ELPT EFI FourStroke

Mercury 90ELPT EFI FourStroke

Mercury 115ELPT EFI FourStroke

Mercury 115ELPT Pro XS FourStroke

Mercury 150L FourStroke

Mercury 150L Pro XS FourStroke

Packages

GAUGE PACKAGE

Speedometer Gauge

Tachometer Gauge

Trim gauge