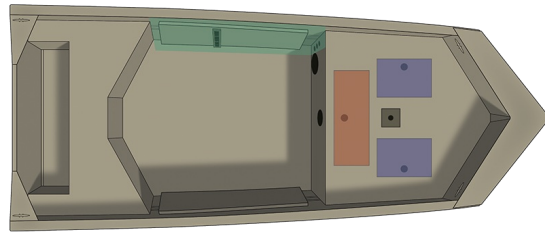


1660 Retriever Jon Deluxe



Specs



GENERAL

1660 RETRIEVER JON DELUXE



Overall Length	16'	4.87 m
Boat/Motor/Trailer Length	18' 6"	5.64 m
Boat/Motor/Trailer Width	7'1"	2.16 m
Boat/Motor/Trailer Height	5' 8"	1.72 m
Beam	85"	216cm
Chine Width	60"	152 cm
Side Depth	21"	53 cm
Transom Height	20"	51 cm
Deadrise	3.5°	
Weight (Boat only, dry)	670#	304 kg
Max Weight Capacity	1,051#	477 kg
Max Person Capacity	4	
Min HP Capacity	20	
Max HP Capacity	50	
Fuel Capacity	Portable	
Aluminum Gauge Bottom	0.100"	
Aluminum Gauge Sides	0.100"	
Aluminum Gauge Transom	0.100"	

Colors

STANDARD

-  Painted, interior & exterior (Olive drab)
-  Painted, interior & exterior (Marsh Tan)

OPTIONAL

-  Camouflage paint (Mossy Oak Break-Up)
-  Camouflage paint (Mossy Oak Shadowgrass)

Features

CONSOLE/INSTRUMENTATION

Switch panel

FLOORING

Aluminum floor, flat

SEATING

Pedestal base (bow)

Seat, bench, winged w/seat track (stern)

STORAGE/CONVENIENCE

Platform, low (bow)

Storage compartments w/compression latches (port & starboard, bow)

Battery tray

ROD STORAGE

Rod rack, quick access system (port) (holds up to 3 full-size rods)

LIVEWELLS/BAITWELLS

Livewell, 16 gal. aerated (bow)(42Lx10Wx9D)

INTERIOR FEATURES

Wood-free construction

Bilge pump (manual)

Lanyard, ignition stop switch

Level flotation

Light, navigation

Compartment seals

Side panels

EXTERIOR FEATURES

Hull, aluminum, all-welded

Keel, extruded full length, welded (center)

Rib construction, cross & side

Ribs, extruded, extra strength

Spray rails, formed

Paint Process, Enamel

Gunnel, extruded w/lock track system

Strakes, formed 1-1/4" (6)

Eyes, stainless steel (bow & stern)

ACCESSORIES

Trolling motor outlet, w/wiring harness (12V capable) (bow)

TRAILER

Basic 1800LB Bunk Painted Black Trailer

Options

SEATING

Seat clip (male)

Seat, Tempress, Mossy Oak Shadowgrass w/seat clip (requires seat clip (male) option)

Seat, Tempress, Mossy Oak Shadowgrass w/ pedestal (factory installed)

ACCESSORIES

Battery charger, 1 bank

Battery charger, 2 bank

Gunbox, 53" w/rod tubes & cushion (Mossy Oak Break-Up)

Gunbox, 53" w/rod tubes & cushion (Mossy Oak Shadowgrass)

Jet modification

Lock Track 5" accessory bracket

Lock Track rope eye (cleat/blind tie down) (no bracket required)

Lock Track shotgun shell and drink holder (no bracket required)

Lock Track tree holder (no bracket required)

Rod holder (requires Lock Track 5" accessory bracket)

Spray deflector

Transducer bracket, welded

Transom saver

Trolling motor outlet, w/6-gauge wiring harness (24V capable) (bow)

TROLLING MOTORS

MinnKota Edge 45/45" 12V

MotorGuide X3 45/45" 12V

TRAILERS

Basic 1800LB Bunk Painted Black Trailer

Basic 1800LB Vinyl Bunk Galvanized Trailer

Spare tire, w/ShoreArm'r Mnt(ST175/80R13C) 1.5X3

Spare tire, w/Galv Mnt(ST175/80R13C) 1.5X3

Tie down, ratcheting mounted pair

ENGINES

Mercury 20ML FourStroke

Mercury 20ELH FourStroke

Mercury 25ML EFI FourStroke

Mercury 25ELH EFI FourStroke

Mercury 25ELHPT EFI FourStroke

Mercury 30ELH GA EFI FourStroke

Mercury 30ELHPT EFI FourStroke

Mercury 40ELH GA EFI FourStroke

Mercury 40ELHPT EFI FourStroke

Mercury 50ELHPT EFI FourStroke

Mercury Jet 25ELH GA FourStroke

Mercury Jet 40ELPT EFI FourStroke (requires Big Tiller Handle)