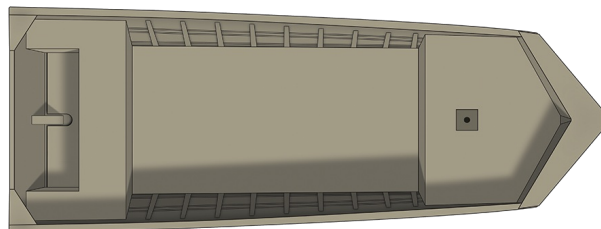


2070 Retriever Jon



Specs



GENERAL

2070 RETRIEVER JON



Overall Length	20'	6.10 m
Boat/Motor/Trailer Length	23'	7.01 m
Boat/Motor/Trailer Width	8'	2.43 m
Boat/Motor/Trailer Height	6' 10"	2.08 m
Beam	96"	244 cm
Chine Width	70"	178 cm
Side Depth	24"	61 cm
Transom Height	20"	51 cm
Deadrise	3.5°	
Weight (Boat only, dry)	710#	322 kg
Max Weight Capacity	1,900#	862 kg
Max Person Capacity	7	
Min HP Capacity	20	
Max HP Capacity	75	
Fuel Capacity	Portable	
Aluminum Gauge Bottom	0.100"	
Aluminum Gauge Sides	0.100"	
Aluminum Gauge Transom	0.100"	

Colors

STANDARD

-  Painted, interior & exterior (Olive drab)
-  Painted, interior & exterior (Marsh Tan)

OPTIONAL

-  Camouflage paint (Mossy Oak Break-Up)(Requires side panels option)
-  Camouflage paint (Mossy Oak Shadowgrass)(Requires side panels option)

Features

SEATING

Pedestal floor base (bow)

INTERIOR FEATURES

Wood-free construction

Lanyard, ignition stop switch

Level flotation

EXTERIOR FEATURES

Hull, aluminum, all-welded

Keel, extruded full length, welded (center)

Strakes, formed 1-1/4" (8)

Rib construction, cross & side

Ribs, extruded, extra strength

Spray rails, formed

Paint Process, Enamel

Gunnel, extruded w/lock track system

Eyes, stainless steel (bow & stern)

ACCESSORIES

Trolling motor harness

TRAILER

Basic 2200LB Bunk Painted Black Trailer

Options

CONSOLE/INSTRUMENTATION

Big Tiller Handle

Console, aluminum

SEATING

Seat clip (male)

Seat, Tempress, Mossy Oak Shadowgrass w/ pedestal (factory installed)

Seat, Tempress, Mossy Oak Shadowgrass w/seat clip (requires seat clip (male) option)

ACCESSORIES

Battery charger, 1 bank

Battery charger, 2 bank

Fuel tank, portable, 12 gallons

Gunbox/Rod Locker 53"

Jet modification

Lock Track 5" accessory bracket

Lock Track rope eye (cleat/blind tie down) (no bracket required)

Lock Track shotgun shell and drink holder (no bracket required)

Lock Track tree holder (no bracket required)

Rod holder (requires Lock Track 5" accessory bracket)

Side panels

Sponson pods

Spray deflector

Transducer bracket, welded

Transom saver

TROLLING MOTORS

MotorGuide X3 45/45" 12V

TRAILERS

Basic 2200LB Bunk Painted Black Trailer

Basic 2200LB Vinyl Bunk Galvanized Trailer

Basic 4500LB Bunk Painted Black Trailer

Basic 4500LB Bunk Galvanized Trailer

Premium 2200LB Bunk Painted Black Tandem Trailer

Premium 2200LB Bunk Galvanized Tandem Trailer

Spare tire, w/ShoreArm'r Mnt(ST175/80R13C)2X4

Spare tire, w/Galv Mnt(ST175/80R13C)2X4

Tie down, ratcheting mounted pair

ENGINES

Mercury 20ML FourStroke

Mercury 20ELH FourStroke

Mercury 25ML EFI FourStroke

Mercury 25ELH EFI FourStroke

Mercury 25ELHPT EFI FourStroke

Mercury 30ELH GA EFI FourStroke

Mercury 30ELHPT EFI FourStroke

Mercury 40ELH GA EFI FourStroke

Mercury 40ELHPT EFI FourStroke

Mercury 50ELHPT EFI FourStroke

Mercury 60ELHPT EFI FourStroke

Mercury 75ELPT EFI FourStroke (w/o console option requires Big Tiller Handle option)

Mercury Jet 40ELPT EFI FourStroke (w/o console option requires Big Tiller option)

Packages

FISHING PACKAGE

Battery tray

Bilge pump (manual)

Navigation lights

Seat, Tempres, Mossy Oak Shadowgrass w/ pedestal (factory installed)

Trolling motor harness