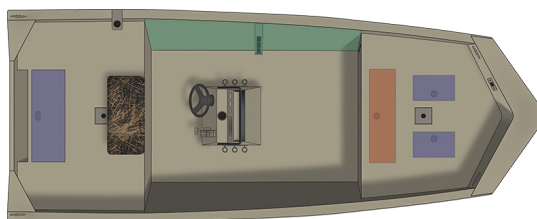


2070 Retriever CC/SC Center Console



Specs



GENERAL

2070 RETRIEVER CC/SC CENTER CONSOLE




Overall Length	20'	6.09 m
Boat/Motor/Trailer Length	23'	7.01 m
Boat/Motor/Trailer Width	8'	2.43 m
Boat/Motor/Trailer Height	6' 10"	2.08 m
Beam	96"	244 cm
Chine Width	70"	178 cm
Side Depth	24"	61 cm
Transom Height	20"	51 cm
Deadrise	3.5°	
Weight (Boat only, dry)	1,125#	510 kg
Max Weight Capacity	1,862#	845 kg
Max Person Capacity	7	
Min HP Capacity	25	
Max HP Capacity	150	
Fuel Capacity	19 gal.	72 L
Aluminum Gauge Bottom	0.100"	
Aluminum Gauge Sides	0.100"	
Aluminum Gauge Transom	0.100"	

Colors

STANDARD

-  Painted, interior & exterior (Marsh Tan)
-  Painted, interior & exterior (Olive drab)

OPTIONAL

-  Camouflage paint (Mossy Oak Break-Up)
-  Camouflage paint (Mossy Oak Shadowgrass)
-  Crest-Liner interior coating

Features

CONSOLE/INSTRUMENTATION

Console, aluminum w/6 vertical rod holders, toggle switches, 12V power outlet, space for top mount electronics, drink holder & grab handle

Steering wheel, black composite

No-feedback steering

Fuel gauge

FLOORING

Aluminum floor, flat

SEATING

Seat, cushion (stern)

Pedestal floor bases (2)

STORAGE/CONVENIENCE

Storage compartments, (port & starboard, bow)

Cooler, 30 Quart

Platform (bow)

Platform w/lid & service compartment (stern)

ROD STORAGE

Rod rack, vertical (console) (holds 6 rods)

Rod rack, quick access system (port) (holds 3 full-size rods)

LIVEWELLS/BAITWELLS

Livewell, 16 gal. aerated (bow)(42Lx10Wx9D)

INTERIOR FEATURES

Wood-free construction

Bilge pump (manual)

Lanyard, ignition stop switch

Level flotation

Light, navigation

Compartment seals

Side panels

EXTERIOR FEATURES

Hull, aluminum, all-welded

Keel, extruded full length, welded (center)

Strakes, formed 1-1/4" (8)

Rib construction, cross & side

Ribs, extruded, extra strength

Spray rails, formed

Cleats, black composite (4)

Paint Process, Enamel

Gunnel, extruded w/lock track system

Eyes, stainless steel (bow & stern)

ACCESSORIES

Trolling motor outlet, w/8-gauge wiring harness (bow)

TRAILER

Basic 2200LB Bunk Painted Black Trailer

Options

CONSOLE/INSTRUMENTATION

Horn

Hydraulic steering

Speedometer gauge

Tachometer gauge

Trim Gauge

Windscreen

SEATING

Leaning post w/cushion, Mossy Oak Shadowgrass

Seat clip (male)

Seat, Tempress, Mossy Oak Shadowgrass w/ pedestal

Seat, Tempress, Mossy Oak Shadowgrass w/seat clip (requires seat clip (male) option)

ACCESSORIES

Battery charger, 1 bank

Battery charger, 2 bank

Bilge pump (automatic)

Fire extinguisher

Jet modification

Jet modification w/ 27" transom

Lock Track 5" accessory bracket

Sponson pods

SureMount 2" G-Hold net & more holder (requires 45 degree accessory mount)

SureMount 45 degree accessory mount

SureMount accessory & drink holder (requires 45 degree accessory mount)

SureMount adjustable extender (requires 45 degree accessory mount)

SureMount Brush & tree gripper (no mount required)

SureMount cutting station (requires 2 - 45 degree accessory mounts)

SureMount drink holder (requires 45 degree accessory mount)

SureMount fish grip w/lock (no mount required)

SureMount gun holder (requires 45 degree accessory mount)

SureMount mobile device holder (requires 45 degree accessory mount)

SureMount rod holder (requires 45 degree accessory mount)

SureMount rod holder extender (requires 45 degree accessory mount)

SureMount rod tube (requires 45 degree accessory mount)

SureMount three-axis platform (requires 45 degree accessory mount)

Transducer bracket, welded

Transom saver

Trim switch (bow)

Trolling motor outlet, w/6-gauge wiring harness (24V capable) (bow)

TRAILERS

Basic 2200LB Bunk Painted Black Trailer

Basic 2200LB Vinyl Bunk Galvanized Trailer

Spare tire, w/Galv Mnt(ST175/80R13C)2X4

Tie down, ratcheting mounted pair

Spare tire, w/Black Mnt(ST175/80R13C)2X4

ENGINES

Mercury Jet 65ELPT EFI FourStroke (requires Jet modification or Jet modification w/27" transom option)

Mercury 115ELPT EFI FourStroke

Mercury 115ELPT Pro XS FourStroke

Mercury Jet 80ELPT EFI Fourstroke (requires Jet modification or Jet modification w/27" transom option)

Mercury 150L FourStroke

Mercury 150L Pro XS FourStroke

Packages

GAUGE PACKAGE

Tachometer gauge

Speedometer gauge

Trim Gauge