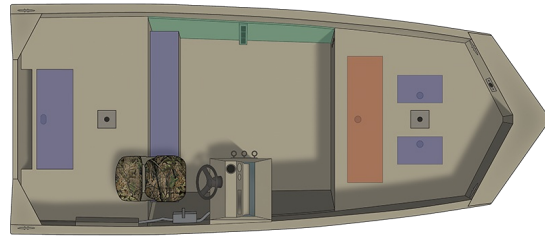


1660 Retriever SC Side Console



Specs



GENERAL

1660 RETRIEVER SC SIDE CONSOLE




Overall Length	16'	4.87 m
Boat/Motor/Trailer Length	18' 6"	5.64 m
Boat/Motor/Trailer Width	7' 1"	2.16 m
Boat/Motor/Trailer Height	5' 8"	1.72 m
Beam	85"	216 cm
Chine Width	60"	152 cm
Side Depth	21"	53 cm
Transom Height	20"	51 cm
Deadrise	3.5°	
Weight (Boat only, dry)	827#	375 kg
Max Weight Capacity	1,001#	454 kg
Max Person Capacity	4	
Min HP Capacity	20	
Max HP Capacity	60	
Fuel Capacity	Portable	
Aluminum Gauge Bottom	0.100"	
Aluminum Gauge Sides	0.100"	
Aluminum Gauge Transom	0.100"	

Colors

STANDARD

-  Painted, interior & exterior (Marsh Tan)
-  Painted, interior & exterior (Olive drab)

OPTIONAL

-  Camouflage paint (Mossy Oak Break-Up)
-  Camouflage paint (Mossy Oak Shadowgrass)
-  Crest-Liner interior coating

Features

CONSOLE/INSTRUMENTATION

Console, aluminum w/3 vertical rod holders, toggle switches, 12V power outlet, space for top mount electronics & drink holder

Steering wheel, black composite

No-feedback steering

FLOORING

Aluminum floor, flat

SEATING

Seat, Tempres, Mossy Oak Shadowgrass (1)

Pedestal floor bases (2)

STORAGE/CONVENIENCE

Platform, low (bow)

Storage compartments w/compression latches (port & starboard, bow)

Platform w/lid & service compartment (stern)

ROD STORAGE

Rod rack, vertical (console) (holds 3 rods)

Rod rack, quick access system (port) (holds up to 3 full-size rods)

LIVEWELLS/BAITWELLS

Livewell, 16 gal. aerated (bow)(42Lx10Wx9D)

INTERIOR FEATURES

Wood-free construction

Bilge pump (manual)

Lanyard, ignition stop switch

Level flotation

Light, navigation

Compartment seals

Side panels

EXTERIOR FEATURES

Hull, aluminum, all-welded

Keel, extruded full length, welded (center)

Keel, extruded full length, welded (center)

Rib construction, cross & side

Rib construction, cross & side

Ribs, extruded, extra strength

Ribs, extruded, extra strength

Spray rails, formed

Cleats, black composite (4)

Paint Process, Enamel

Paint Process, Enamel

Gunnel, extruded w/lock track system

Strakes, formed 1-1/4" (6)

Strakes, formed 1-1/4" (6)

Eyes, stainless steel (bow & stern)

Eyes, stainless steel (bow & stern)

ACCESSORIES

Trolling motor outlet, w/8-gauge wiring harness (bow)

TRAILER

Basic 1800LB Bunk Painted Black Trailer

Options

CONSOLE/INSTRUMENTATION

Horn

Speedometer gauge

Tachometer gauge

Trim Gauge

Windscreen

SEATING

Seat clip (male)

Seat, Tempress, Mossy Oak Shadowgrass w/ pedestal

Seat, Tempress, Mossy Oak Shadowgrass w/seat clip (requires seat clip (male) option)

ACCESSORIES

Battery charger, 1 bank

Battery charger, 2 bank

Bilge pump (automatic)

Cooler, 30 Quart

Fire extinguisher

Jet modification

Light, courtesy

Lock Track 5" accessory bracket

SureMount 2" G-Hold net & more holder (requires 45 degree accessory mount)

SureMount 45 degree accessory mount

SureMount accessory & drink holder (requires 45 degree accessory mount)

SureMount adjustable extender (requires 45 degree accessory mount)

SureMount Brush & tree gripper (no mount required)

SureMount cutting station (requires 2 - 45 degree accessory mounts)

SureMount drink holder (requires 45 degree accessory mount)

SureMount fish grip w/lock (no mount required)

SureMount gun holder (requires 45 degree accessory mount)

SureMount mobile device holder (requires 45 degree accessory mount)

SureMount rod holder (requires 45 degree accessory mount)

SureMount rod holder extender (requires 45 degree accessory mount)

SureMount rod tube (requires 45 degree accessory mount)

SureMount three-axis platform (requires 45 degree accessory mount)

Transducer bracket, welded

Transom saver

Trim switch (bow)

Trolling motor outlet, w/6-gauge wiring harness (24V capable) (bow)

TRAILERS

Tie down, ratcheting mounted pair

Basic 1800LB Bunk Painted Black Trailer

Basic 1800LB Vinyl Bunk Galvanized Trailer

Spare tire, w/Galv Mnt(ST175/80R13C) 1.5X3

Spare tire, w/Black Mnt(ST175/80R13C)1.5X3

ENGINES

Mercury 40ELPT EFI FourStroke

Mercury 50ELPT EFI FourStroke

Mercury Jet 40ELPT EFI FourStroke

Mercury 60ELPT EFI FourStroke

Packages

GAUGE PACKAGE

Speedometer gauge

Tachometer gauge

Trim Gauge