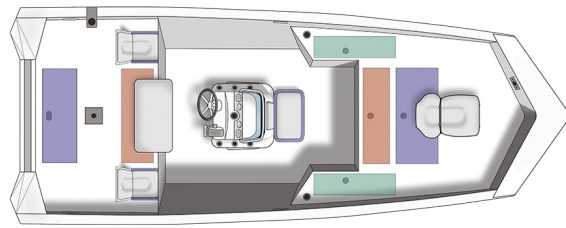


2000 Bay









Specs





GENERAL	2000 BAY	
Overall Length	20'5"	6.22 m
Boat/Motor/Trailer Length	26'	7.92 m
Boat/Motor/Trailer Width	8'	2.44 m
Boat/Motor/Trailer Height	7'	2.13 m
Beam	96"	244 cm
Chine Width	76"	193 cm
Side Depth	25"	63.5 cm
Transom Height	20"	51 cm
Deadrise	12°	
Weight (Boat only, dry)	1,610#	730 kg
Max Weight Capacity	1,508#	684 kg
Max Person Capacity	6	
Min HP Capacity	115	
Max HP Capacity	150	
Fuel Capacity	32 gal.	121 L
Aluminum Gauge Bottom	0.110"	
Aluminum Gauge Sides	0.110"	
Aluminum Gauge Transom	0.110"	

Colors

STANDARD

-  Bright White base w/Fire Red accent & Matte Gray Crest-Liner interior
-  Black Metallic exterior & White Crest-Liner interior
-  Bright White base w/Black Metallic accent & White Crest-Liner interior
-  Bright White exterior & White Crest-Liner interior
-  Bright White base w/True Blue Metallic accent & White Crest-Liner interior
-  Bright White base w/Silver Metallic accent & Crest-Liner interior

OPTIONAL

-  True Blue Metallic exterior & White Crest-Liner interior
-  Fire Red Metallic exterior & White Crest-Liner interior
-  Limited Edition colors available. See your local dealer for details.
-  Limited Edition colors available. Contact your CSR for details.

Features

TRAILER

Premium 3100LB Bunk Aluminum Trailer

Options

CONSOLE/INSTRUMENTATION

Mercury Active Trim, 150HP+

MOB+ Man OverBoard Deluxe Accessory Kit (includes xFOB (2), xBAND (1) & xTAG (1), requires MOB+ Wireless System option)

Tilt steering

Hydraulic steering

MOB+ Wireless Man OverBoard System (Includes xHUB w/antenna & wire harness (1), xFOB (1) & xBAND (1))

Panther Power Steering w/tilt

Mercury Active Trim, 75-115HP

MOB+ Man OverBoard Standard Accessory Kit (includes xFOB (1) & xBAND (1), requires MOB+ Wireless System option)

FLOORING

SeaDek flooring (bow, helm standing pad, stern)

SEATING

Seat, Deluxe w/pedestal (each additional)

ACCESSORIES

Washdown system

Cleats, flip up, stainless steel

Trolling motor outlet, w/6-gauge wiring harness exchange (24V capable) (bow)

Transom saver (dealer installed)

Stereo, Boss w/Bluetooth, USB charging & 2 speakers

Battery charger, 2 bank

Bilge pump (automatic)

Transducer bracket, welded

Fire extinguisher

3D chrome hullside Crestliner logo

Coated pedestal bases

Compression latches, chrome

Drink holders, stainless steel

Galvanically isolated hardware

Note: Stainless Steel Steering Wheel is a standard feature

Platinum Edition hullside badge

Rod holders, vertical, stainless steel

Sacrificial anodes

Sealed electrical components

CANVAS

Bimini top

Cover, custom travel, ratchet

TRAILERS

Spare tire, Mag Alum Wheel w/Galv Mnt(ST215/75R14C)

Premium 5000LB Bunk Aluminum Tandem Trailer

Tie down, ratcheting mounted pair

Premium 5000LB Bunk Aluminum Tandem Trailer w/Tandem Brakes

Premium 3100LB Bunk Aluminum Trailer

Spare tire w/bracket

ENGINES

Mercury 150L Pro XS FourStroke

Mercury 150L FourStroke (Requires Hydraulic Steering & V3 Action Package)

Mercury 115ELPT Pro XS FourStroke (3 tube)

Mercury 115ELPT EFI FourStroke (3 tube)

Packages

PLATINUM EDITION PACKAGE

Platinum Edition hullside badge

3D chrome hullside Crestliner logo

Compression latches, chrome

Drink holders, stainless steel

Rod holders, vertical, stainless steel

Note: Stainless Steel Steering Wheel is a standard feature

SALT WATER PACKAGE

ENVIRONMENTAL PROTECTION PACKAGE (SALTWATER)

Coated pedestal bases

Galvanically isolated hardware

Sacrificial anodes

Sealed electrical components