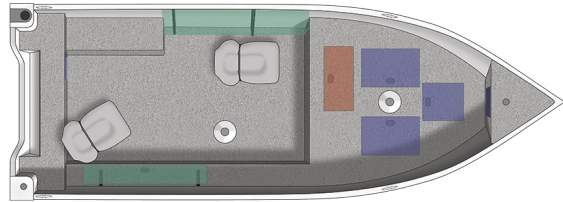


1800 Kodiak Tiller



Specs




GENERAL

1800 KODIAK TILLER

Overall Length	18'	5.48 m
Boat/Motor/Trailer Length	21' 2"	6.45 m
Boat/Motor/Trailer Width	7'	2.13 m
Boat/Motor/Trailer Height	5' 9"	1.75 m
Beam	78"	198 cm
Chine Width	60"	152 cm
Max Depth	36"	91 cm
Max Cockpit Depth	21.5"	55 cm
Transom Height	20"	51 cm
Deadrise	10°	
Weight (Boat only, dry)	820#	372 kg
Max Weight Capacity	1,375#	624 kg
Max Person Capacity	6	
Min HP Capacity	25	
Max HP Capacity	60	
Fuel Capacity	19 gal.	72 L
Aluminum Gauge Bottom	0.100"	
Aluminum Gauge Sides	0.080"	
Aluminum Gauge Transom	0.125"	

Colors

STANDARD

-  Black Metallic exterior & Gray interior
-  Bright White exterior & Gray interior
-  Silver Metallic exterior & Gray interior

OPTIONAL

-  Silver Metallic base w/Black Metallic accent & Gray interior
-  Silver Metallic base w/True Blue Metallic accent & Gray interior
-  Silver Metallic base w/Fire Red Metallic accent & Gray interior
-  Bright White base w/Black Metallic accent & Gray interior
-  Bright White base w/Silver Metallic accent & Gray interior
-  Bright White base w/True Blue Metallic accent & Gray interior
-  Bright White base w/Fire Red Metallic accent & Gray interior
-  Olive drab exterior & interior w/Mossy Oak Shadowgrass upholstery & tan vinyl flooring (cockpit & decks)
-  Unpainted exterior w/Silver Metallic interior paint & Gray interior

Features

CONSOLE/INSTRUMENTATION

Fuel gauge

Switch panel

12V power outlet (stern)

FLOORING

Carpet, 16 oz. marine-grade, w/Limited Lifetime Warranty treated panel

SEATING

Seat, Deluxe w/pedestal (2)

Pedestal floor bases (4)

STORAGE/CONVENIENCE

Storage cubby (foredeck)

Storage compartments (port & starboard, bow)

Storage compartment w/battery (stern)

Trolling motor battery storage compartment (24V system compatible) (bow)

ROD STORAGE

Rod storage, lockable (starboard) (7' rod capacity & topside rod straps)

Rod rack, quick access system (port) (5 rods @ 7' capacity)

LIVEWELLS/BAITWELLS

Livewell, 22 gal. aerated, lighted (bow) (49Lx11.5Wx9D)

INTERIOR FEATURES

Bilge pump (manual)

Lanyard, ignition stop switch

Level flotation

Light, navigation

EXTERIOR FEATURES

Hull, 4 piece aluminum all-welded, variable degree deadrise

Keel, extruded full length, welded (center)

Reboarding ladder

Reverse chine extrusion, welded full length w/spray deflector

Gunnel, extruded w/SureMount & J-Hook systems

Corner caps, formed (stern)

Paint process, baked Armor-Guard

Paint process, baked Armor-Guard

Cleats, black composite (4)

Eyes, stainless steel (bow & stern)

TRAILER

Basic 1800LB Bunk ShoreArm'r Trailer

Options

CONSOLE/INSTRUMENTATION

Horn

FLOORING

Composite floor, cockpit & decks

Vinyl floor, cockpit

Vinyl floor, cockpit & decks

SEATING

Seat, butt, removable w/adjustable pedestal

Seat slider, helm

Seat, Deluxe w/pedestal (Gray, each additional)

Seat, Deluxe w/pedestal (Mossy Oak Shadowgrass, each additional)

ACCESSORIES

24V upgrade, includes battery box & jump wire

Battery charger, 1 bank

Battery charger, 2 bank

Bilge pump (automatic)

Cargo netting (port & starboard, bow)

Coated pedestal bases

Compression latches, stainless steel

Fire extinguisher

Galvanically isolated hardware

Trolling motor plug and harness (bow)

Trolling motor plug and harness (stern)

Wood-free transom

CANVAS

Cover, custom travel cover, black, J-Hook

TILLER OPTIONS

Big Tiller LED light

Foot trim

TRAILERS

Basic 1800LB Bunk ShoreArm'r Trailer

Basic 1800LB Bunk Galvanized Trailer

Basic 1800LB Roller ShoreArm'r Trailer

Basic 1800LB Roller Galvanized Trailer

Premium 1800LB Bunk ShoreArm'r Trailer

Premium 1800LB Roller ShoreArm'r Trailer

Spare Tire w/Bracket ShoreArm'r

Spare Tire w/Bracket Galvanized

Load Guides - Black

Load Guides Galvanized

Tie down, ratcheting mounted pair

ENGINES

Mercury 25ELH EFI FourStroke

Mercury 25ELHPT EFI FourStroke

Mercury 30ELH GA EFI FourStroke

Mercury 30ELHPT EFI FourStroke

Mercury 40ELHPT (includes Advanced Tiller handle)

Mercury 50ELHPT (includes Advanced Tiller handle)

Mercury 50ELHPT CT (includes Advanced Tiller handle)

Mercury 60ELHPT (includes Advanced Tiller handle)

Mercury 60ELHPT CT (includes Advanced Tiller handle)

Packages

ENVIRONMENTAL PROTECTION PACKAGE

Coated pedestal bases

Compression latches, stainless steel

Galvanically isolated hardware

Wood-free transom