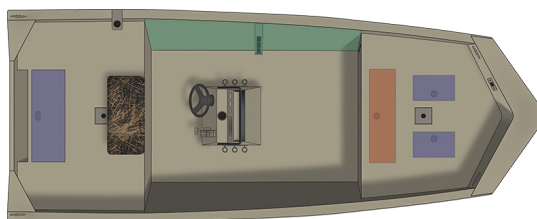


2070 Retriever CC/SC Center Console



Specs



GENERAL

2070 RETRIEVER CC/SC CENTER CONSOLE




Overall Length	20'	6.09 m
Boat/Motor/Trailer Length	23'	7.01 m
Boat/Motor/Trailer Width	8'	2.43 m
Boat/Motor/Trailer Height	6' 10"	2.08 m
Beam	96"	244 cm
Chine Width	70"	178 cm
Side Depth	24"	61 cm
Transom Height	20"	51 cm
Deadrise	3.5°	
Weight (Boat only, dry)	1,125#	510 kg
Max Weight Capacity	1,862#	845 kg
Max Person Capacity	7	
Min HP Capacity	25	
Max HP Capacity	150	
Fuel Capacity	19 gal.	72 L
Aluminum Gauge Bottom	0.100"	
Aluminum Gauge Sides	0.100"	
Aluminum Gauge Transom	0.100"	

Colors

STANDARD

-  Painted, interior & exterior (Marsh Tan)
-  Painted, interior & exterior (Olive drab)

OPTIONAL

-  Camouflage paint (Mossy Oak Break-Up)
-  Camouflage paint (Mossy Oak Shadowgrass)
-  Crest-Liner interior coating

Features

CONSOLE/INSTRUMENTATION

Console, aluminum w/6 vertical rod holders, toggle switches, 12V power outlet, space for top mount electronics, drink holder & grab handle

Fuel gauge

Steering wheel, black composite

No-feedback steering

FLOORING

Aluminum floor, flat

SEATING

Pedestal floor bases (2)

Seat, cushion (stern)

STORAGE/CONVENIENCE

Storage compartments, (port & starboard, bow)

Cooler, 30 Quart

Platform (bow)

Platform w/lid & service compartment (stern)

ROD STORAGE

Rod rack, vertical (console) (holds 6 rods)

Rod rack, quick access system (port) (holds 3 full-size rods)

LIVEWELLS/BAITWELLS

Livewell, 16 gal. aerated (bow)(42Lx10Wx9D)

INTERIOR FEATURES

Wood-free construction

Bilge pump (manual)

Lanyard, ignition stop switch

Level flotation

Light, navigation

Compartment seals

Side panels

EXTERIOR FEATURES

Hull, aluminum, all-welded

Spray rails, formed

Keel, extruded full length, welded (center)

Paint Process, Enamel

Gunnel, extruded w/lock track system

Strakes, formed 1-1/4" (8)

Rib construction, cross & side

Ribs, extruded, extra strength

Cleats, black composite (4)

Eyes, stainless steel (bow & stern)

ACCESSORIES

Trolling motor outlet, w/8-gauge wiring harness (bow)

TRAILER

Basic 2200LB Bunk Painted Black Trailer

Options

CONSOLE/INSTRUMENTATION

Horn

Hydraulic steering

Speedometer gauge

Tachometer gauge

Trim Gauge

Windscreen

SEATING

Leaning post w/cushion, Mossy Oak Shadowgrass

Seat clip (male)

Seat, Tempress, Mossy Oak Shadowgrass w/ pedestal

Seat, Tempress, Mossy Oak Shadowgrass w/seat clip (requires seat clip (male) option)

ACCESSORIES

Battery charger, 1 bank

Battery charger, 2 bank

Bilge pump (automatic)

Fire extinguisher

Jet modification

Jet modification w/ 27" transom

Lock Track 5" accessory bracket

Spray deflector

Spray deflector

Sponson pods

Transducer bracket, welded

Transom saver

Trim switch (bow)

Trolling motor outlet, w/6-gauge wiring harness exchange (24V capable) (bow)

TRAILERS

Basic 2200LB Bunk Painted Black Trailer

Basic 2200LB Vinyl Bunk Galvanized Trailer

Spare tire, w/Galv Mnt(ST175/80R13C)2X4

Spare tire, w/Black Mnt(ST175/80R13C)2X4

Tie down, ratcheting mounted pair

ENGINES

Mercury Jet 65ELPT EFI FourStroke (requires Jet modification or Jet modification w/27" transom option)

Mercury 115ELPT EFI FourStroke

Mercury 115ELPT Pro XS FourStroke

Mercury Jet 80ELPT EFI Fourstroke (requires Jet modification or Jet modification w/27" transom option)

Mercury 150L FourStroke

Mercury 150L Pro XS FourStroke

Packages

GAUGE PACKAGE

Tachometer gauge

Speedometer gauge

Trim Gauge