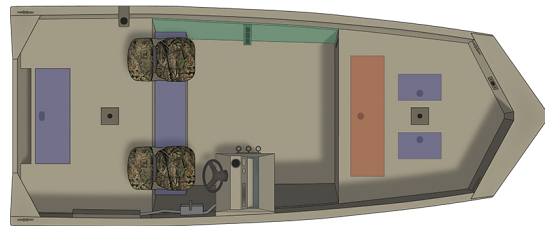


1760 Retriever SC Side Console



Specs



GENERAL

1760 RETRIEVER SC SIDE CONSOLE



Overall Length	17'	5.18 m
Boat/Motor/Trailer Length	19' 6"	5.94 m
Boat/Motor/Trailer Width	7'1"	2.08 m
Boat/Motor/Trailer Height	5' 8"	1.72 m
Beam	85"	216 cm
Chine Width	60"	152 cm
Side Depth	23"	58 cm
Transom Height	20"	51 cm
Deadrise	3.5°	
Weight (Boat only, dry)	890#	404 kg
Max Weight Capacity	1,260#	572 kg
Max Person Capacity	5	
Min HP Capacity	25	
Max HP Capacity	75	
Fuel Capacity	19 gal.	72 L
Aluminum Gauge Bottom	0.100"	
Aluminum Gauge Sides	0.100"	
Aluminum Gauge Transom	0.100"	

Colors

STANDARD

-  Painted, interior & exterior (Olive drab)
-  Painted, interior & exterior (Marsh Tan)

OPTIONAL

-  Camouflage paint (Mossy Oak Break-Up)
-  Camouflage paint (Mossy Oak Shadowgrass)

Features

CONSOLE/INSTRUMENTATION

Console, aluminum w/3 vertical rod holders, toggle switches, 12V power outlet, space for top mount electronics & drink holder

Steering wheel, black composite

No-feedback steering

Fuel gauge

FLOORING

Aluminum floor, flat

SEATING

Seat, Tempres, Mossy Oak Shadowgrass (2)

Pedestal floor bases (2)

STORAGE/CONVENIENCE

Platform, low (bow)

Storage compartments w/compression latches (port & starboard, bow)

Storage, under seat

Platform w/lid & service compartment (stern)

ROD STORAGE

Rod rack, vertical (console) (holds 3 rods)

Rod rack, quick access system (port) (holds up to 3 full-size rods)

LIVEWELLS/BAITWELLS

Livewell, 16 gal. aerated (bow)(42Lx10Wx9D)

INTERIOR FEATURES

Wood-free construction

Bilge pump (manual)

Lanyard, ignition stop switch

Light, navigation

Compartment seals

Side panels

EXTERIOR FEATURES

Hull, aluminum, all-welded

Keel, extruded full length, welded (center)

Rib construction, cross & side

Ribs, extruded, extra strength

Spray rails, formed

Cleats, black composite (4)

Paint Process, Enamel

Gunnel, extruded w/lock track system

Strakes, formed 1-1/4" (6)

Eyes, stainless steel (bow & stern)

ACCESSORIES

Trolling motor outlet, w/8-gauge wiring harness (bow)

TRAILER

Basic 1800LB Bunk Painted Black Trailer

Options

CONSOLE/INSTRUMENTATION

Horn

Tachometer gauge

Trim gauge

Windscreen

SEATING

Seat clip (male)

Seat, bench w/storage underneath (Mossy Oak Break-Up) (exchange 2 seats)

Seat, bench w/storage underneath (Mossy Oak Shadowgrass) (exchange 2 seats)

Seat, Tempress, Mossy Oak Shadowgrass w/seat clip (requires seat clip (male) option)

Seat, Tempress, Mossy Oak Shadowgrass w/ pedestal (factory installed)

ACCESSORIES

Battery charger, 1 bank

Battery charger, 2 bank

Bilge pump (automatic)

Cooler, 30 Quart

Fire extinguisher

Gunbox, 42" w/rod tubes & cushion (Mossy Oak Break-Up)

Gunbox, 42" w/rod tubes & cushion (Mossy Oak Shadowgrass)

Jet modification

Light, courtesy

Lock Track 5" accessory bracket

Lock Track rope eye (cleat/blind tie down) (no bracket required)

Lock Track shotgun shell and drink holder (no bracket required)

Lock Track tree holder (no bracket required)

Rod holder (requires Lock Track 5" accessory bracket)

Spray deflector

Transducer bracket, welded

Transom saver

Trim switch (bow)

Trolling motor outlet, w/6-gauge wiring harness (24V capable) (bow)

TROLLING MOTORS

MinnKota Edge 45/45" 12V

MotorGuide X3 45/45" 12V

TRAILERS

Basic 1800LB Bunk Painted Black Trailer

Basic 1800LB Vinyl Bunk Galvanized Trailer

Spare tire, w/ShoreArm'r Mnt(ST175/80R13C)2X2.5

Spare tire, w/Galv Mnt(ST175/80R13C) 2X2.5

Tie down, ratcheting mounted pair

ENGINES

Mercury 25ELPT EFI FourStroke

Mercury 30ELPT EFI FourStroke

Mercury 40ELPT EFI FourStroke

Mercury 50ELPT EFI FourStroke

Mercury 60ELPT EFI FourStroke

Mercury 75ELPT EFI FourStroke

Mercury Jet 40ELPT EFI FourStroke (requires Jet modification option)

Mercury Jet 65ELPT EFI FourStroke (requires Jet modification or Jet modification w/27" transom option)

Packages

GAUGE PACKAGE

Trim Gauge

Tachometer gauge

Speedometer gauge